

SUMMER VACATION PLAN 2024-25

ACTIVITY PITARA PRE-SCHOOL

*Summer time always brings that special vibe,
to relax and rejuvenate, and the fun we want to imbibe.
Let us also tie up with a special gift for our mind,
precious time is for us to explore and soak in the find''*

Dear Parents,

It's time that we break up for a promising summer holiday and come back refreshed and rejuvenated. While we wish that our little ones enjoy their gala time with their family and friends, the school also aims to familiarize and acquaint them with the concept of 'fruitful and meaningful use of time '.

Keeping this in view, a comprehensive Holiday Homework schedule has been designed that aims at bringing out the best use of the leisure time by the students. Students are storehouses of talent and energy; we would like you to encourage them to perform the activities/ tasks independently with minimal intervention from their elders. This will help in boosting their critical and creative acumen.

Let us put our best foot forward and help our children become self-dependent, confident, self-reliant, and honest citizens of the nation. "When educating the minds of our young ones we must not forget to educate their hearts"

Wishing you all a pleasant summer break.



Here is a summer vacation '**ACTIVITY PITARA**' just for our little ones. It will surely mold them for a better and successful forthcoming year. So, get ready for a treasure hunt with your little one. Lead your children and guide them by organizing and planning the activities given below:

Let's inculcate some life skills and values in them.

INTRAPERSONAL LEARNING

➤ **Make your child independent and help him/her learn**

- Buttoning of shirt
- Take off and put on shoes
- Laying table for dinner
- Following table manners
- Eating fruit, lunch himself/herself using fork/spoon
- Wearing an apron, spreading mat, folding of apron and mat.
- Folding clothes with mummy
- Opening and closing of lunch boxes, bottles and bags independently.
- **Taking care of his/her belongings.**
- Packing his/her school bag.
- Arranging shoes in the shoe rack.
- **Toilet habits (train your child to flush after using the toilet).**




Encourage your child to take care of personal hygiene. Help him/ her

- Brush teeth twice a day.
- Comb hair regularly after taking a bath every day.
- Trim nails regularly.
- Wash hands before and after meals.
- Take a bath every day.
- Sneeze inside the elbow area.
- Do not put your fingers in your nose or mouth.



To enhance your child's fine motor skills, engage him/her in

- Zipping and unzipping- a bag/any zip of shorts/pouch
- Sorting activities- sort red rajma and white Chana / beads
- Buckling and unbuckling
- Turning Pages of a book
- Squeezing bath sponges / squeeze balls
- Watering plants using spray bottles
- Mashing potatoes
- Shelling out peas
- Scribbling on newspapers using crayons only
- Tearing and pasting of papers
- Kneading the dough and rolling the clay
- Picking up and holding onto small objects
- using tweezers - use of tweezers is a
- very nice way of making a grip



Let your child watch a few T.V. channels of her / his own choice. After she / he finishes watching the program talk about it. Let your child be an active participant in the conversation.

Suggested Television Channels:

- Discovery Kids
- National Geographic
- Disney Junior



CREATIVE VACATION PLAN

Creative projects planned for you,

Holder, rings and faces too

Let your little fingers create

Yourself or with your mate



ACTIVITY 1

CUTOUT MAKING

Using 1/4th size cardboard, make one big cutout (with bold black outline) on Nature theme like Sun/flower/tree/butterfly/Fish/river/Forest/ Garden/mountain etc. and do paper cutting and pasting in it. You can do tearing and pasting also. You can cut small different shapes like circle/triangle/Square/oval etc. for pasting.

Link -<https://pin.it/581LCRF>

ACTIVITY 2

ANIMAL/BIRD MASK MAKING ACTIVITY

Make attractive masks of any 2 animals/birds. Involve your ward in making these creative masks. The mask should be bright, colorful and attractive.



Activity 3

THINGS I LOVE – Book

Habit of reading helps a child in building vocabulary. Keeping This in mind, create a picture reading book for your child.

Instructions:

Take A4 size pastel sheets and create a spiral booklet. Label

The cover page as THINGS I LOVE - BOOK.

Write the name of your child and paste his photograph on the cover page. You can take out the printouts to do the written part.

Like-

- I love my family (you can paste the pictures /photographs of the family members
- I love eating (paste as many colourful pictures/ cuttings of eatables on the pastel sheets)
- I love reading.....
- The animals I love...
- The birds I love...
- The cartoons I love....
- The colors I love
- The toys I love
- The game I love
- I love to play...
- I love going to...
- I love to wear...
- I love my belongings and so on.



Link <https://pin.it/78ICStG>

You can think of more things that your child loves and can add to the picture book. Use your creativity to design this book and make it bright and attractive Cover the book with clear sheet

ACTIVITY 4

RAINBOW EARBUD CRAFT

On an Ivory sheet (size 1/4th sheet), make a bright and colourful rainbow, using painting colours and ear buds.

Link <https://youtu.be/pdxLskQ-z>



ACTIVITY 5

ROCK PAINTING-


Let's explore mother nature. Collect medium Size Marble or stone, and paint them to give a vibrant look



ACTIVITY 6

SELF MADE FOUR PIECE PUZZLES

Take out coloured print out of any one means of transport and any one animal. Paste the printouts on 2 different cardboards. Cut the cardboards along with the printout pasted on it into 4 pieces (each printout into 4 pieces). Write the name of your ward at the back side of each piece and get all 8 pieces laminated separately. asked by the teacher.



The size of the puzzle should be 8 inch by 8 inch

ACTIVITY 7

My Summer Story Collage -


Provide magazines, colorful paper scraps, and photos (with help for cutting). Let them create a collage depicting their ideal summer activities. Make it colorful and bright.

The size of the collage should be 1/4 of ivory sheet

ACTIVITY 8

MY CREATIVE BUTTON/POMPOM FAMILY PHOTO FRAME

Using cardboard/ icecream sticks, Pompoms/colourful buttons, create a beautiful photoframe for your family. Paste a family photo on it. Ensure that the frame has a supporter for making it stand on the table.



ACTIVITY 9

MY CREATIVE FLOWER USING PAPER GLASS

Take 2 disposable paper glasses. Encourage your child to paint them. Cut the strips as shown in the link. Let your child roll the strips. Paste it on a black sheet. Paste the half glass as pot also.

Link- <https://pin.it/7LfiWE72Y>



DANCE ACTIVITY

- Patriotic dance
<https://youtu.be/u8mExB9temw>

Watch these videos and learn the basic dance steps.

<https://youtu.be/yGYVp3M96IM>

- I am a gummy bear
<https://youtu.be/OkfzyMy47GI2>
- Warmup action activities

MUSIC ACTIVITY

Learn the songs given below

- Ped lagao
<https://youtu.be/Vb9TSAPwxzg>

SPORTS FUN ACTIVITIES FOR KIDS

- Simple yoga exercises
<https://pin.it/5phQImS>
- Hop and jump activity
<https://pin.it/169xc6B>
- Walk on line
<https://pin.it/5Az2q8V>
- Toss the ball
<https://youtu.be/xpWJVY036c4>



➤ Playing with the blocks

➤ Have fun with Ball



- Please follow instructions given in the demo video (link given)

Video link: <https://www.youtube.com/watch?v=QsIG0ts1OUA>

Video link: <https://youtu.be/ZZ2T14Sj4Y>

Help your child in competing the given below work in the books

- Fun with Maths Book- Do pages 1 to 11
- Integrated activity Book- complete all pages 1 to 16
- Fun with English Book - complete pages from 1 to 10
- Fun with Colour Book - complete all the pages of this book. Colour one page daily, of this book. Colour in one direction and colour within the figure.

PLEASE NOTE

KEEP THE WORK IN A SEPARATE FOLDER

SEND THE FOLDER WHEN THE TEACHER SEND NOTE TO BRING IT TO SCHOOL

