



HANSRAJ MODEL SCHOOL

PUNJABI BAGH, NEW DELHI

PRE SCHOOL

2024-25

FUN-FILLED ACTIVITIES FOR SUMMER VACATIONS

Dear Parents

As summer vacations begin, it is time for our students to enjoy and nurture their bond with family and friends. Children are born with creativity and an innate curiosity to learn about the things around them. To occupy the little ones in their free time, we have planned some worksheets which are designed to stimulate interest in learning.

Download worksheets from the school website, and arrange them in a handmade decorative folder using eco-friendly material. Submit it to the class teacher when the school reopens.





SCHOOL WEBSITE - www.hansrajmodelschool.org

We wish you and your family, a
healthy and safe Summer Holidays.



LISTEN, WATCH AND LEARN! READING IS FUN

Read bedtime stories with vivid illustrations to your child. This will help in improving their vocabulary and imagination. For example:



- Peppa Pig Series
- Bruno Series
- The very hungry caterpillar
- No David
- What the Ladybird Heard
- The Magic Paintbrush
- Giraffes Can't Dance

CONVERSING IN SIMPLE ENGLISH

Encourage your child to talk in English at home by using simple sentences.

- Please give me something to eat.
- Can I have a glass of water please?
- I am feeling sleepy.
- I am hungry/famished.
- May I watch TV?
- Please help me.
- May I go to the washroom?

MOVIE TIME

"Togetherness is happiness."

Just click on the links given below and make your child watch these suggestive movies. Help your child to make a stick puppet of their favourite character

* SHREK 2

<https://www.youtube.com/watch?v=eHK3A9ANE3Q&t=23s>

* TROLLS

<https://www.youtube.com/watch?v=yIHqS39-aVA&t=1s>

* CHARLOTTE'S WEB

<https://www.youtube.com/watch?v=CgI67J-bVR8&t=5s>

* RABBIT SCHOOL

<https://www.youtube.com/watch?v=CAuK6PL616w>

* TERRA WILLY UNEXPLORED PLANET

<https://www.youtube.com/watch?v=TSmva549Hq8>

FUN WITH GAMES

Make your child play the following indoor games at home with family members to make the Summer Vacations fruitful and enjoyable.



Marble Run



Tape Maze



Hopscotch



Scavenger Hunt



Sand Pit



Building of Blocks



Ludo



Chess



Snakes and Ladders

MOTOR SKILLS

Motor skills are actions that involve the movement of muscles in our body. It is vital to work on the motor skills of our children at this age. Encourage your ward to do the following activities:-



Make a paper clip chain



Dribble your ball



Tell a story using puppets



Play with Lego

Motor Skill Activities

- Crumble a newspaper and paste the balls on a sheet.
- Take old pictures and do tearing and pasting activity.
- Make different shapes with clay and paste them on a sheet.
- Do thread and bead or pasta activity.



LIFE SKILLS

Life skills refer to the skills which help the child to become confident and independent in life. Encourage your ward to do the following activities: -



Button your shirt



Learn to make your bed



Learn to fold clothes



Dress yourself



Arrange your books neatly



Learn to set the table



Chew with your mouth closed



Tie your shoelaces



Cooking without fire

GOOD HABITS AND MANNERS

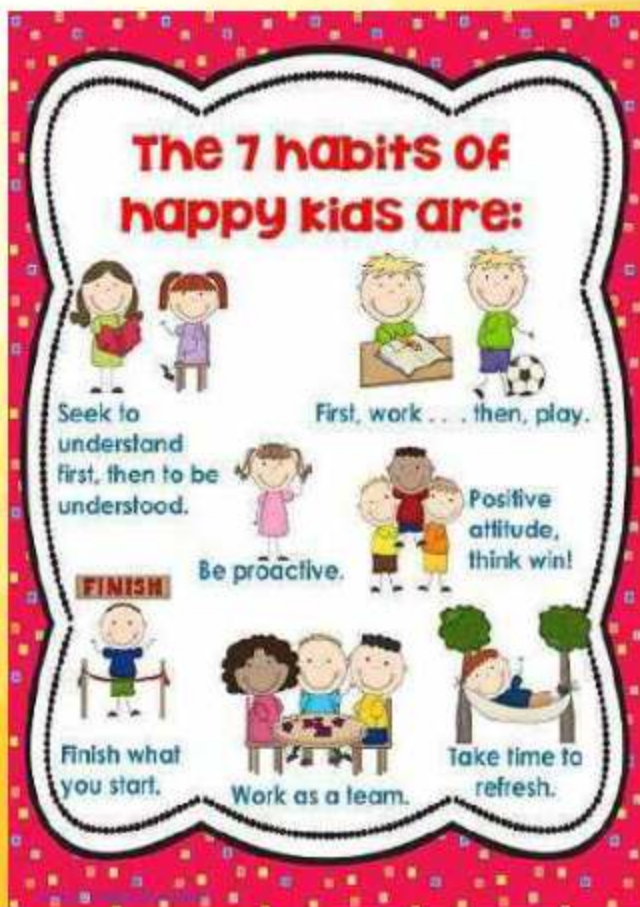
Encourage your ward to develop the following habits and manners:

- Cover your nose/ mouth while sneezing or coughing.
- Trim nails every Sunday and hair every 4-5 weeks.
- Wash hands frequently.
- Avoid licking your fingers.
- Avoid sharing your towel, handkerchief, bathing soap, brush and comb with other people.
- Avoid touching your eyes, nose, mouth and ears with dirty hands.

VALUE EDUCATION

Good Habits:- Guide your child to become a caring human being by helping them to develop the following habits :

- Respect your elders and love the younger ones.
- Wish and welcome guests.
- Spend time with grandparents.
- Keep your things back in place
- Help your parents in laying and cleaning the dining table before and after a meal.
- Arrange your toy shelf independently.
- Make your own bed.
- Water the plants.
- Be kind and compassionate towards animals.
- Use the 4 magical words [Excuse me, Sorry, Thank You, Please]



RHYME TIME



Encourage your ward to listen, sing and enjoy rhymes with actions. Suggestive links are given below:

<https://www.youtube.com/watch?v=w0pdWX2qBUg>

<https://www.youtube.com/watch?v=p0XaWgiCHxg>

<https://www.youtube.com/watch?v=zd8Rkq2hTO8>

Summer Time – Fun Time!

Listed below are activities that will make the child more confident, smart and independent. So dear parents help your child to follow the calendar during the vacations and begin each day with a prayer.

SUNDAY	MONDAY	TUESDAY	WEDNESDAY	THURSDAY	FRIDAY	SATURDAY
26th May Value Education Encourage your child to chant Gayatri Mantra in the morning.	27th May Let's take a nature walk Visit your nearby park and get closer to nature	28th May Beat the heat Prepare a refreshing drink with dad for the family and relish	29th May Be an artist Play a musical instrument.	30th May Story Time Enjoy story session with your grandparents	31st May Be a helping hand Help your parents in household chores	1st June Rock n roll Enjoy dance time with your parents and grandparent.
2nd June Maintain good hygiene Trim your nails and hair	3rd June World Bicycle Day Go for a ride with your friend.	4th June Get Artistic Do free-hand drawing	5th June World Environment Day Sow a seed.	6th June Use simple sentences Encourage your ward to speak simple sentences in English	7th June Know your family Sit with your grandparents and watch a family album	8th June Act it out Role-play your favourite cartoon/ fairytale character
9th June Be a nature lover Water plants.	10th June Make nanu nani happy Visit their place and spend time with them.	11th June Be independent Practice tying your shoelaces	12th June Build a tower Make a tower with kitchen steel, glasses, bowls, empty cartons	13th June Cleanliness is next to godliness Guide your child in performing routine cleaning of the house.	14th June Activity Time Count the number of footsteps that you took to reach the kitchen from your room.	15th June Be imaginative Let your child imagine and ask them to create a story.
16th June Father's Day Let's create a strong bond. Prepare a sweet dish for your dad	17th June Be generous Donate old toys/ books.	18th June International Picnic Day Enjoy an outdoor family picnic.	19th June Outdoor fun Play badminton with your child	20th June Be responsible Turn off electrical appliances when not in use	21th June International Yoga Day Make your child sit in silence with closed eyes and ask him/her to listen to various sounds	22th June It's a Funday Let your child splash and play in a tub of water or a pool & enjoy a mango party.
23th June Appreciate others Say something nice to someone and make them happy	24th June Enhance your culinary skills Help Mumma in cooking. Set dining table for a day	25th June Laughter Therapy Do Laughter Yoga with your mummy and papa	26th June Time to get ready To promote self-help, let the child clean his school bag, bottle etc. & be ready for school.	27th June Be Kind Keep a bird and dog feeder outside your house and feed them	28th June School readiness Check if you have finished your homework	29th June Enhance your culinary skills Help Mumma in cooking. Set dining table for a day
30th June Be confident Learn five lines on Myself	31st June Be creative Do Origami Art with papa					

HANSRAJ MODEL SCHOOL

Punjabi Bagh, New Delhi

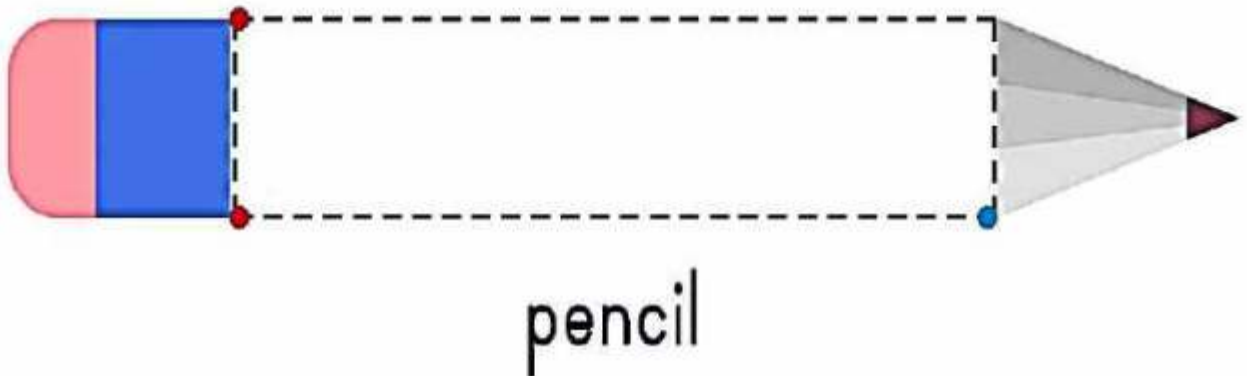
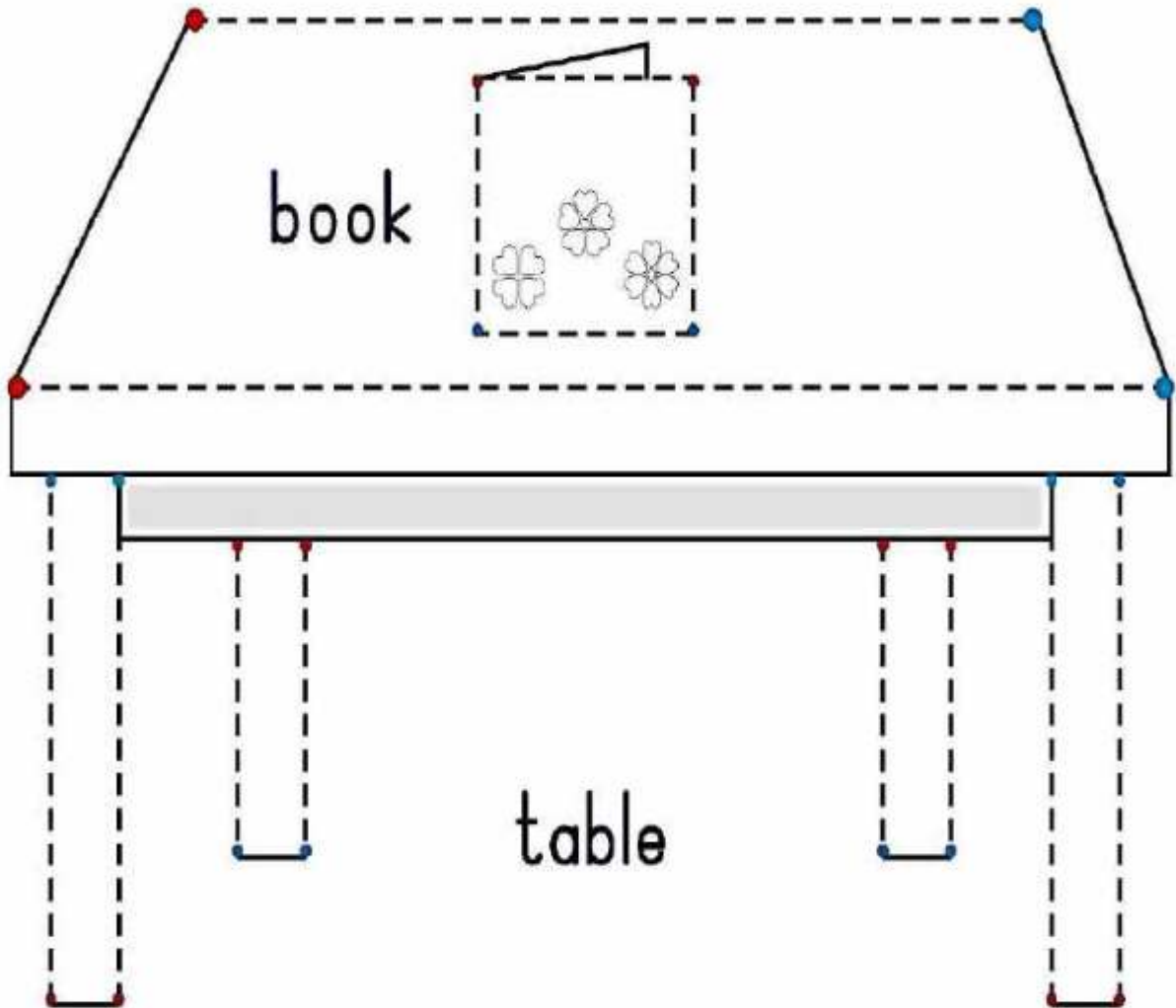
PRE SCHOOL

2024-2025

Name

Date

Trace the dotted lines and colour the picture:



HANSRAJ MODEL SCHOOL

Punjabi Bagh, New Delhi

PRE SCHOOL

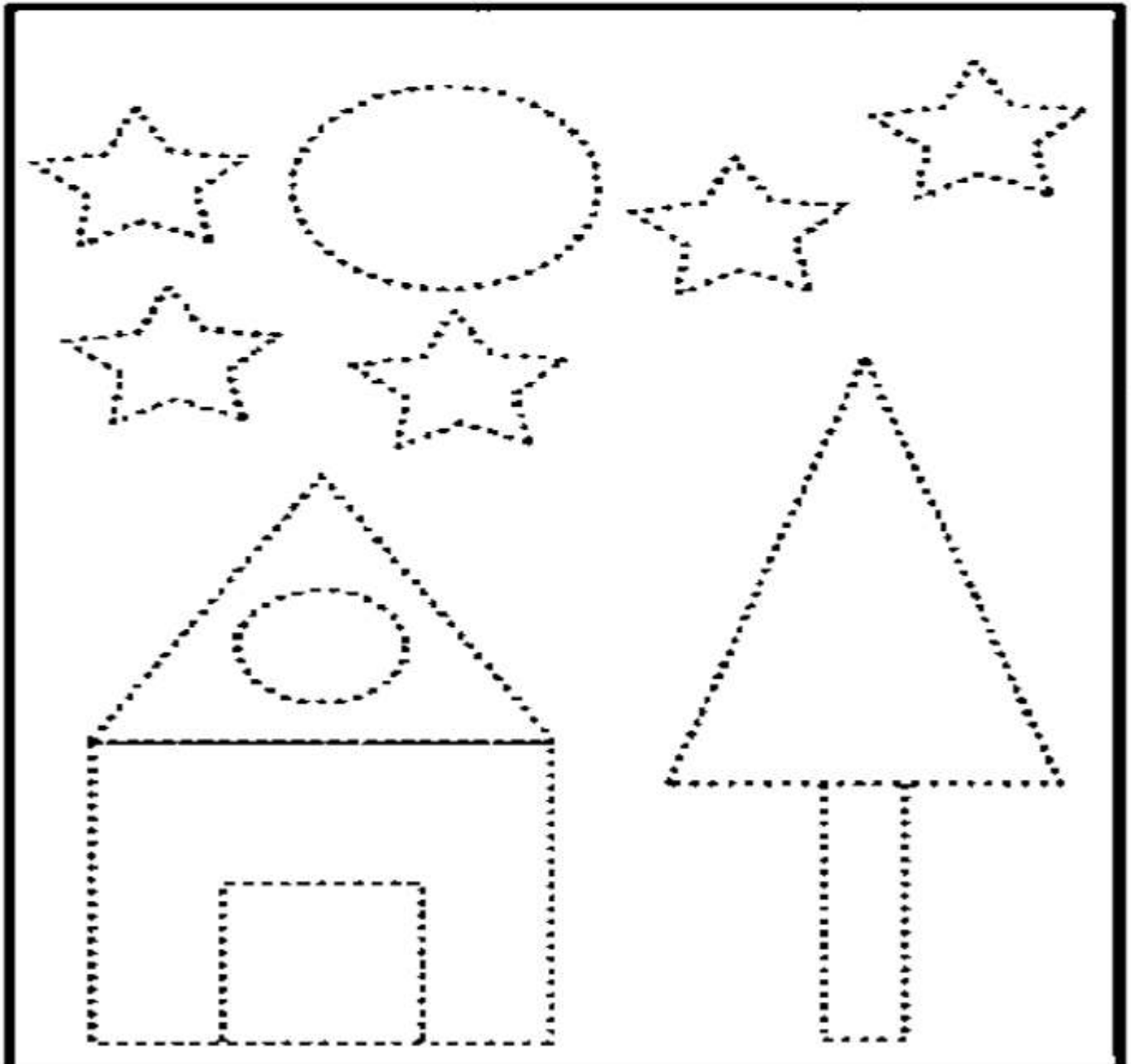
2024-2025

Name

Date

Trace the dotted lines and colour the picture:

- Standing lines **yellow**
- Slanting lines **blue**
- Sleeping lines **red**
- Curved lines **green**



HANSRAJ MODEL SCHOOL

Punjabi Bagh, New Delhi

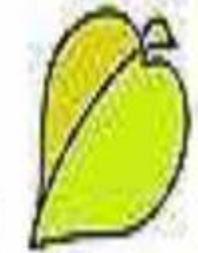

PRE SCHOOL

2024-2025

Name

Date

Complete the pattern



Picture for reference:

You can use colourful bindis, matchsticks/ ear buds decorative stones, buttons etc.

HANSRAJ MODEL SCHOOL

Punjabi Bagh, New Delhi

PRE SCHOOL

2024-2025

Name

Date

Help Bob reach the bike shop



HANSRAJ MODEL SCHOOL


Punjabi Bagh, New Delhi

PRE SCHOOL


2024-2025

Name

Date



**Help the dog
find the ball.**



HANSRAJ MODEL SCHOOL

Punjabi Bagh, New Delhi


PRE SCHOOL

2024-2025

Name

Date

Colour the picture and decorate it with
eco-friendly material.



HANSRAJ MODEL SCHOOL

Punjabi Bagh, New Delhi

PRE SCHOOL


2024-2025

Name

Date

ZIP ZAP ZOOM, LET'S GO TO THE MOON

COLOUR THE PICTURE AND PASTE YOUR PICTURE IN THE ROCKET.



HANSRAJ MODEL SCHOOL

Punjabi Bagh, New Delhi

PRE SCHOOL

2024-2025

Name

Date

HAPPY FATHER'S DAY

Paste the photograph of your father in the circle.
Colour, decorate and pin the badge.



HANSRAJ MODEL SCHOOL


Punjabi Bagh, New Delhi

PRE SCHOOL


2024-2025

MYSELF ACTIVITY

MY BIRTHDAY IS




WHAT MAKES



ME HAPPY?

SELF-PORTRAIT

FAVORITE FLAVOR
OF ICE CREAM



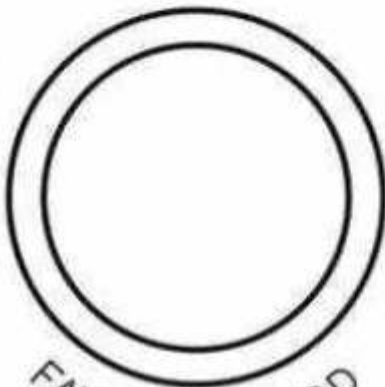
ALL ABOUT

ME!


NAME: _____



FAVORITE COLOR



FAVORITE FOOD



FAVORITE TV SHOW


HANSRAJ MODEL SCHOOL

Punjabi Bagh, New Delhi

PRE SCHOOL

2024-2025

WEAVE A STORY USING YOUR OWN PUPPETS



COLOUR THE PICTURES AND CUT THEM OUT.
NOW PASTE ICE CREAM STICKS AT THE BACK OF THE CUTOUTS.
YOUR STICK PUPPETS ARE READY.

LET'S MAKE A TERRARIUM

It's a great way for kids to learn how to take care of plants.



Preschool Gardening

Make Your Own

TERRARIUM



What you will need:

- clean wide mouth jam jar with lid.
- small pebbles.
- activated charcoal
- soil
- small plastic figurines
- cuttings from succulent plants



SETTING IT UP:

Step 1:

Scoop the small pebbles into the jar.

Step 2:

Scoop the charcoal into the jar

Step 3:

Scoop the soil into the jar.

Step 4:

Add 2 figurines.

Step 5:

Snip off pieces of the succulent plant and poke them into the soil.

Step 6:

Give them water with a spray bottle.

Your Terrarium is ready.

Every child is an artist, it is our duty to give them freedom, materials and space to let their creativity blossom. It encourages children to think, helps in developing skills and builds confidence in them

BOTTLE JAR DECORATION

Decorate empty bottles or jars using different decorative materials like paints, threads, mirrors, jute etc. Add your creativity and come up with new ideas to make it more attractive.

