



Hansraj Model School

Punjabi Bagh, New Delhi

Pre Primary 2025-26

Holiday Homework Assignment

Dear Parents,

We wish you a wonderful holiday break! We've prepared a fun-filled homework assignment to keep your little ones engaged and excited about learning.

Please find the attached worksheets and activities designed to spark curiosity, imagination and creativity.

We encourage you to participate alongside your child, making these moments more joyful and meaningful. Arrange the worksheets in a handmade decorative folder using eco-friendly material.

Revise all the topics and concepts covered during the months of April and May with your ward.

Wishing you all a happy, healthy and enriching holiday season filled with laughter and love.

Have Fun!

**TEAM HANSRAJ WISHES ALL OF YOU
A HAPPY SUMMER VACATION!**

Dear parent,

Listed below are activities that will make your child more confident, smart and independent. Help your child follow the calendar below.

Make a routine for your child and begin and end each day with a prayer.



JUNE 2025

SUNDAY	MONDAY	TUESDAY	WEDNESDAY	THURSDAY	FRIDAY	SATURDAY
LEARNING IS FUN	IMMUNE SKILLS	VALUE EDUCATION	ART AND CRAFT	ENVIRONMENTAL CONCEPTS	PHYSICAL DEVELOPMENT	PLAY AND RECREATION
1 Ask your child a picture based and encourage him/her to do picture reading.	2 Help your child find the image action that are red, orange, green, yellow and blue in colour.	3 WORLD BICYCLE DAY Encourage your child to make a toybike with his/her friends.	4 Encourage your child to do art printing on a newspaper and cover his/her story book.	5 WORLD ENVIRONMENT DAY STREET SWEEPING DAY Teach the importance of this day to your child. Refer to the relevant worksheet.	6 Explain the benefits of swimming to your child and do some stretching/legging associated with swimming.	7 ICE CREAM DAY Serve a layer of cake or jelly in a dish, top it with a layer of vanilla ice cream and garnish it with added mangoes together with your child.
8 Encourage your child to speak a few lines on "Myself and My Belongings".	9 Fun with Puzzles Help your child solve (green) puzzles/activities.	10 GOOD LOVE IS WONDERFUL Help your child count what is natural and how often. Do not forget to thank God for these.	11 ECO ART Help your child create art using recycled materials (bottle caps, paper rolls).	12 PLANT A SEED Help your child grow herbs or flowers in pots using kitchen leftovers (e.g. tomato seeds).	13 Play hide and seek with your child.	14 Let your child splash and play in a tub of water or a splash pool.
15 FATHER'S DAY Help your child make a Father's Day card.	16 LETS LAUGH With your child, watch a programme on the National Geographic channel and learn some interesting facts.	17 Teach your child the importance of greetings like saying "Hi, Namaste", "Good Day", "Good night", etc.	18 INTERNATIONAL PICNIC DAY Encourage your child to create an occasion for a picnic on the terrace/living room. Make it more special with his/her favourite food. Don't forget to play some music and board games.	19 Help your child make a simple BBQ bath (with a plastic bowl) and have fun watching the fish eat the absorbing summer heat.	20 Play basketball with your child. Basketball is similar to badminton for his/her form.	21 INTERNATIONAL YOGA DAY Encourage your child to learn the Ashtanga Mysore. Refer to the relevant worksheet.
22 SHOW AND TELL Let the child show his/her favourite toy and make him/her speak the storylines on it.	23 CONSTRUCTION PLAY With or without measuring sticks, the Lego can be used to create many things.	24 To promote self-help and the dignity of labour, accept your child in cleaning his/her room.	25 CLAY TIME Encourage your child to make different objects using clay.	26 BATH WATER Teach your child about the importance of water and teach him/her the different ways of saving water.	27 WHEEL WALKER Encourage your child to either use a wheel or a frog, giraffe, like a horse, or walk like a bear on all fours.	28 FRUIT CRISPS Together with your child, play music and dance, and create when the music stops.
29 DIYER'S DAY Pick up any discarded and make a story around it with your child.	30 SCHOOL READINESS Ask your child to check his/her holiday homework assignment and be ready for school.					

HANSRAJ MODEL SCHOOL

Punjabi Bagh, New Delhi

Pre Primary 2025-2026

Name:

Date:

Let's decode 'a' vowel words.



  	lad
  	
  	
  	
  	

HANSRAJ MODEL SCHOOL







Punjabi Bagh, New Delhi

Pre Primary 2025-2026

Name:

Date:

Look at the picture, unscramble the letters and write the word

Say it	Unscramble it	Write it
	p a c	_____
	a b t	_____
	n c a	_____
	a d s	_____
	g t a	_____
	t a s	_____

HANSRAJ MODEL SCHOOL

Punjabi Bagh, New Delhi

Pre Primary 2025-2026

Name.....

Date.....

Encircle the correct word and colour the picture



mat bag

van wax



tap lad



pan man

cat ran

nap jam



cab bat

fan ham

rat hat

Hansraj Model School

Punjabi Bagh, New Delhi

Pre Primary 2025-26

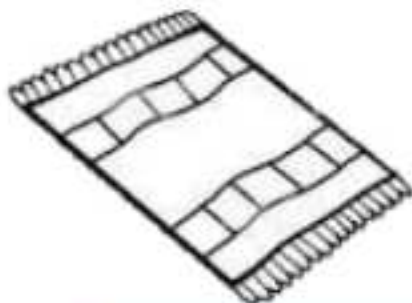
Match 'a' vowel pictures with letter 'a' in the centre.
Name the pictures and write it in the box provided.

NAME:.....

DATE:.....



a



हंसराज मॉडल स्कूल

पंजाबी बाग, नई दिल्ली


प्री प्राइमरी 2025-26

नाम:.....

दिनांक:

अक्षर को चित्र से मिलाओ और रंग भरो।

क




च



ध



झ



ढ



हंसराज मॉडल स्कूल


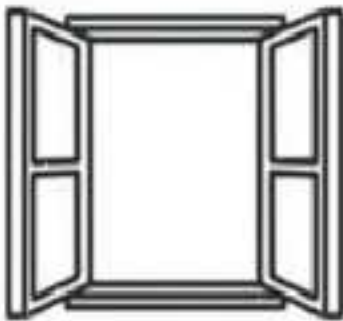

पंजाबी बाग, नई दिल्ली

प्री प्राइमरी (2025-26)

नाम.....

दिनांक.....

चित्र पहचान कर पहला अक्षर लिखिए और रंग भरिए



हंसराज मॉडल स्कूल

पंजाबी बाग, नई दिल्ली

प्री - प्राइमरी (2025-26)

नाम.....


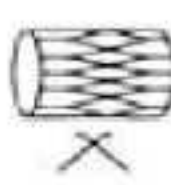
दिनांक.....

अक्षर से सम्बंधित चित्र पर (✓) का निशान लगाओ

क



ढ



च



थ



ग



त



हंसराज मॉडल स्कूल


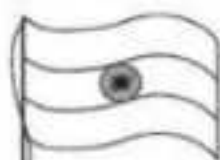
पंजाबी बाग, नई दिल्ली

प्री-प्राइमरी (2025-26)

नाम :

दिनांक :

मिलान करो और चित्र में रंग भरो



HANSRAJ MODEL SCHOOL

Punjabi Bagh, New Delhi






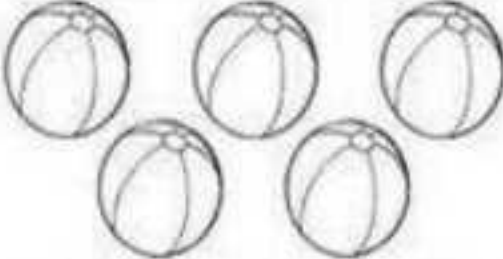
Pre Primary 2025-26

Name:

Date :

Summer Counting

Count the objects in each box. Colour the matching number

 <div data-bbox="131 1035 617 1181"><div>10</div><div>7</div><div>8</div></div>	 <div data-bbox="781 1035 1265 1181"><div>4</div><div>9</div><div>5</div></div>
 <div data-bbox="131 1513 617 1659"><div>7</div><div>9</div><div>1</div></div>	 <div data-bbox="781 1513 1265 1659"><div>2</div><div>6</div><div>4</div></div>
 <div data-bbox="131 1977 617 2123"><div>8</div><div>1</div><div>6</div></div>	 <div data-bbox="781 1977 1265 2123"><div>5</div><div>8</div><div>2</div></div>

HANSRAJ MODEL SCHOOL


PUNJABI BAGH, NEW DELHI

PRE PRIMARY (2025-26)

Count, write and colour

Name :

Date :



HANSRAJ MODEL SCHOOL

Punjabi Bagh, New Delhi

Pre Primary (2025-2026)

Name:

Date :

Colour by shapes

Purple



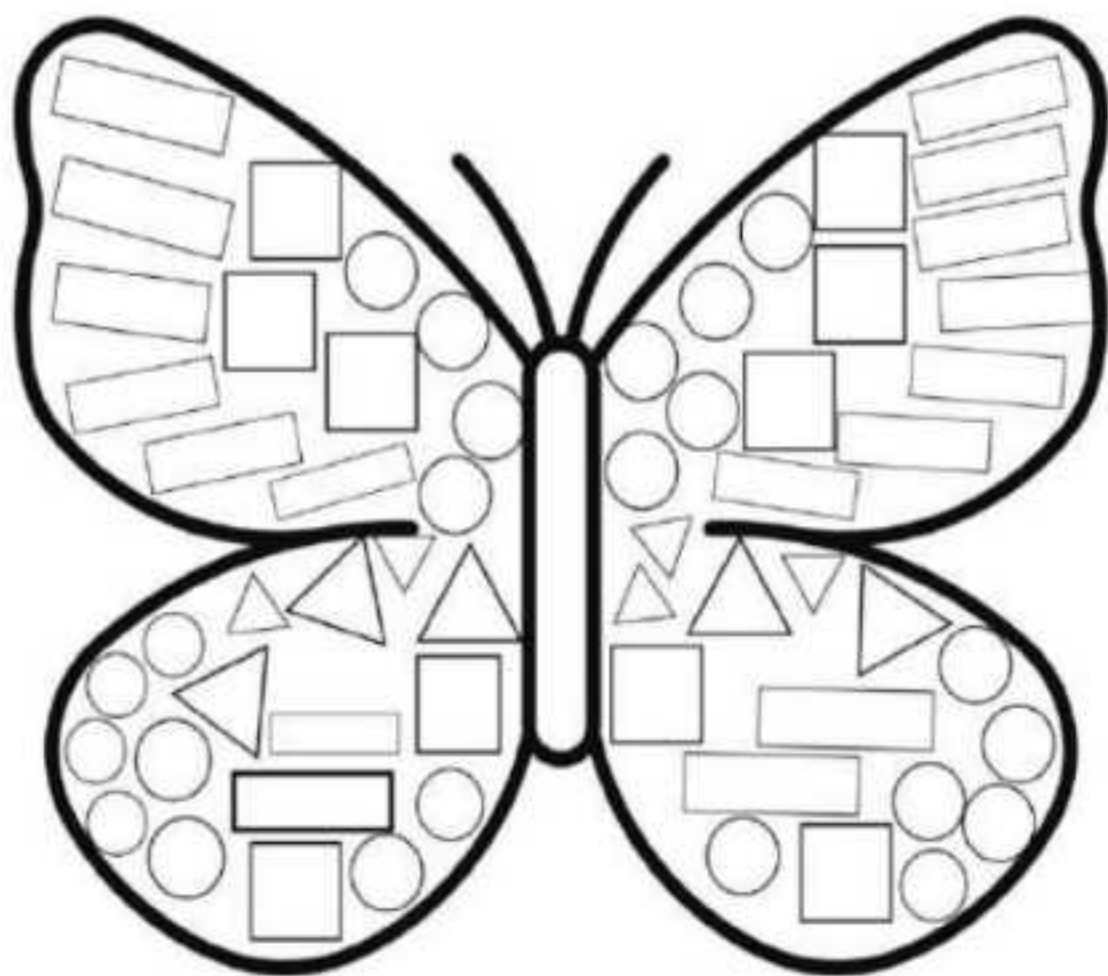
Blue



Green



Yellow



HANSRAJ MODEL SCHOOL

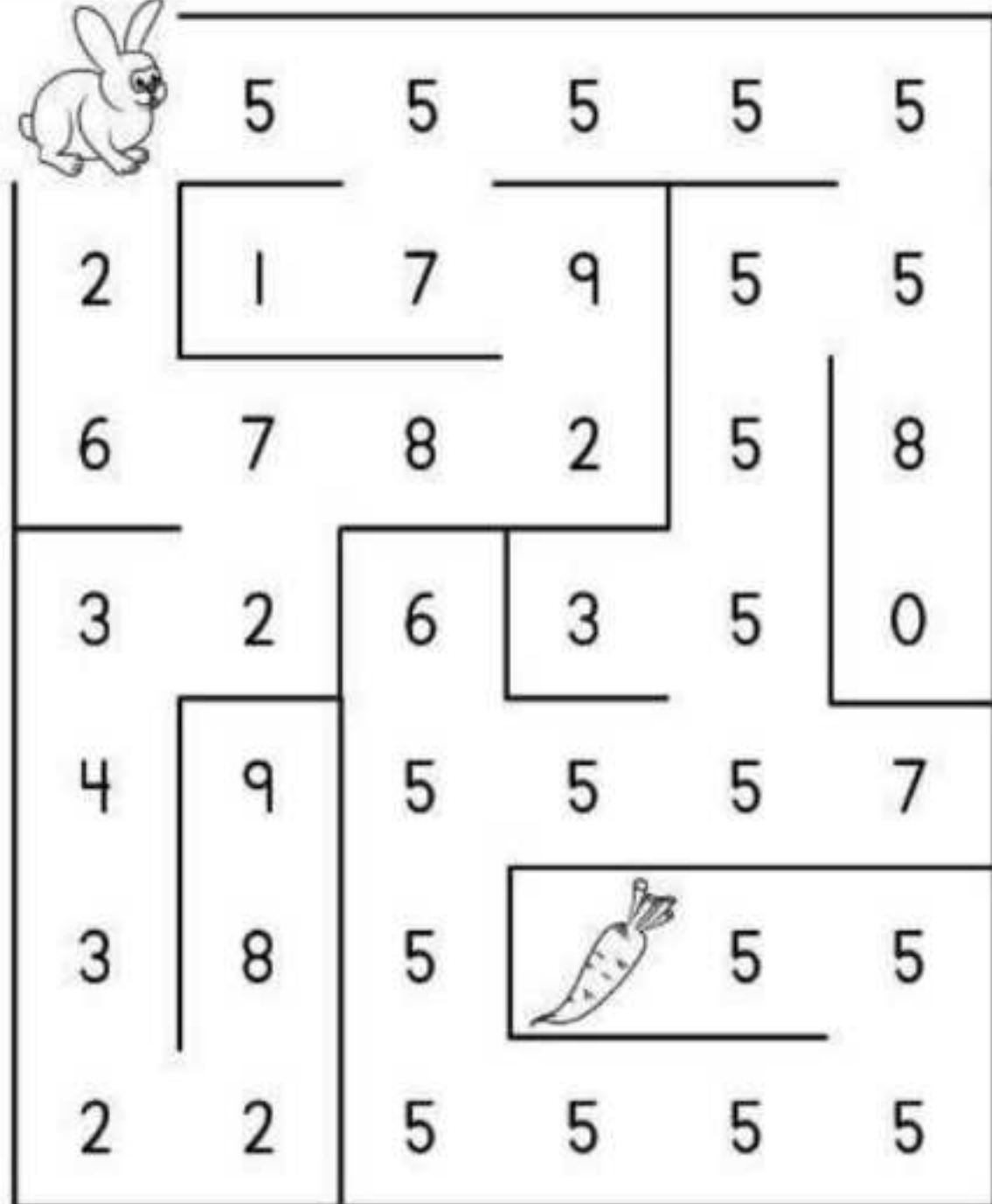
Punjabi Bagh, New Delhi

Pre Primary (2025-26)

Name:

Date:

Using crayon, help the rabbit find the carrot by following the number 5 through the maze



HANSRAJ MODEL SCHOOL

Punjabi Bagh, New Delhi

Pre Primary (2025-2026)

Name:

Date:

Happy World Environment Day

5th June, 2025

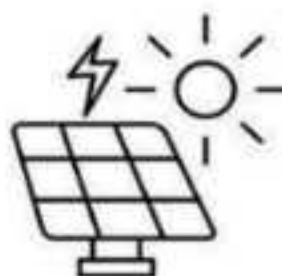
Colour the activities that helps to save the environment and make our Planet Earth happy



Turn off the lights.



Cut trees.



Use solar.



Ride a bike.



Waste water.



Classify waste.



Don't litter.



Recycle.



HANSRAJ MODEL SCHOOL


Punjabi Bagh, New Delhi

Pre Primary 2025-26

Name:

Date :

HAPPY FATHER'S DAY – 15th JUNE



Name:

Age:

Work:



Things I ♥ doing with my dad :

HANSRAJ MODEL SCHOOL

PUNJABI BAGH, NEW DELHI

PRE PRIMARY 2025-26

INTERNATIONAL YOGA DAY

21.6.2025

I CAN

EXERCISE



Hello kids! Happy Yoga Day

Today is a special day to stretch, breathe, and have fun. So, follow these steps and enjoy your yoga time and stay healthy.

STEP 1 – WEAR COMFORTABLE CLOTHES

STEP 2 – GET YOUR YOGA MAT

STEP 3 – DO THESE SIMPLE YOGA POSES (image shared)

STEP 4 – DO YOGA UNDER SUPERVISION OF YOUR PARENTS

STEP 5 – ASK YOUR MOM TO CLICK YOUR PHOTOS WHILE DOING EXERCISES AND MAKE A COLLAGE

STEP 6 - DO EXERCISE DAILY.

HANSRAJ MODEL SCHOOL

PUNJABI BAGH, NEW DELHI
PRE PRIMARY 2025-26

INTERNATIONAL YOGA DAY

21.6.2025



SHAPES ♥ YOGA

CIRCLE



DIAMOND



SQUARE



TRIANGLE



RECTANGLE

STAR



Tall Mountain



LINE

TRIANGLE



ARROW



LINE



HANSRAJ MODEL SCHOOL


PUNJABI BAGH, NEW DELHI

PRE PRIMARY (2025-26)

Name :

Date :

Colour the strawberry with red crayon and paste bindis for the spots



Strawberry

Strawberries are the only fruits with seeds on the outside.

Enjoy the summer fruit!

HANSRAJ MODEL SCHOOL

PUNJABI BAGH, NEW DELHI
PRE PRIMARY (2025-26)

Name :

Date :

Sponge printing fun!

Use sponge and paint to print inside the picture



Hansraj Model School

Punjabi Bagh, New Delhi

Pre Primary 2025-26

PRESSED FLOWER SUN CATCHER WIND CHIME

Making sun catchers is a fun craft for welcoming the summer sun. Bring the nature to you with these pretty floral sun catchers. Here's what you need:

- Broad transparent cello tape.
- Dried, pressed flowers.
- An embroidery hoop (10")
- String for hanging



Visit the nearby garden and let the child collect fallen leaves and flower petals. Clean the collected flowers and leaves and place inside a book and wait for 5-7 days to let it dry. Once dried it's ready to use.

Put the embroidery hoop outer ring on the table. Place layers of cello tape pieces of same size on the hoop with the sticky side up.

Let the child fill in the hoop with pressed flowers and leaves.

Now place pieces of cello tape on it with sticky side down.

Now carefully insert inner ring of the hoop back to its place.

Cut extra pieces of tape outside.

Add a string on top to hang it.



Hansraj Model School

Punjabi Bagh, New Delhi

Pre Primary 2025-26

My Summer Cool Water Bottles

Being sustainable is trendy.

One thing we must focus on this summer is to remember to hydrate, especially on those scorching hot days. It's so important to drink enough water throughout the day. Let's create these funky bottles with upcycled and recyclable material.

Help your child to decorate plain glass/ plastic water bottles with cut-out shapes, patterned paper and stickers.

. Kids will have the best time customizing their reusable bottles with paper scraps, gift wrap cut-outs, and magazine clippings. You can even add some playful charms on top using extra beads and yarn .

Three cheers for using up left-over material!

