

# HANSRAJ MODEL SCHOOL

PUNJABI BAGH, NEW DELHI

PRE SCHOOL

2025-26




# SUMMER

HOLIDAYS

HOMEWORK





Summer is messy,  
Summer is fun,  
Trips to the beach.  
In the hot, hot Sun.  
Let's give summer,  
A big fat cheer!  
Summer is the best  
time of the year.

Dear Parent,

Summer vacation brings a change and excitement for children. The vacation is also a time when you can spend more time with your child. You could use this opportunity to inculcate healthy practices such as cycling, drinking a lot of water, eating fruits and salads.

While your child works, support him/her, in a manner that builds responsibility and ownership towards each task and raises their confidence.

➤ Date of submitting holidays homework will be informed as the school reopens.

Wish you an engaging and fulfilling summer time with your child.

**READING IS FUN WITH PARENTS**

Suggested story books

**PANCHTANTRA STORIES & FAIRY TALES**



# Craft Activity: My Green Table Mat

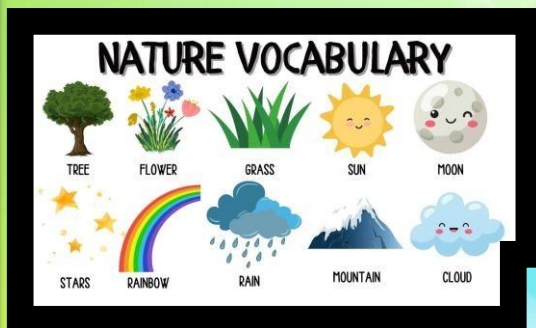
**let's make a decorative table mat using recycled, natural, or eco-friendly material — with your child's creativity shining through!**

## Material (choose what's available at home):

- Old newspapers, magazines, brown paper bags Leaves, twigs, dry flowers (optional) Scrap cloth or jute, Glue, crayons, markers.
- Use child-safe scissors only.

## Instructions:

1. Cut a rectangle A3 size recycled paper same as the size of a table mat.
2. Decorate it using drawings of nature objects like : trees, the Earth, , birds, animals, mountains, the sun, moon, stars, rivers, plants etc. Label them neatly.
3. Parents may write a quotation e.g. "love nature.." or "Go Green!"
4. Laminate the same make it spill-proof.



## **Make one beautiful Paper Plate Rainbow Craft**



**(Reference image)**

### **Things you need:**

- . Paper plate
- . Assorted paints
- . Two black buttons
- . Crepe papers /Satin ribbons/wool- red, orange, yellow , green, blue and purple
- . Glue
- . Mirrors/decorative material for decoration

### **Procedure :**

1. Cut the paper plate into a semicircle and colour it as shown in the reference image.
2. Paste black buttons for eyes to appear like the Sun as shown in the image.
3. Cut 1-inch strips of the coloured wool/ satin ribbons/ crepe papers and glue them to the bottom of the paper plate to give the appearance of a colourful rainbow.
4. Decorate the fun rainbow with mirrors.

# HANSRAJ MODEL SCHOOL

**Punjabi Bagh, New Delhi**

**My Special Day with DAD**

**(Sunday, 15<sup>th</sup> June 2025)**

***This is for you***

***Make a beautiful craft item on the occasion of Father's Day and gift it to your father.***

***( Take ideas from the given links)***

**<https://youtu.be/JRQ-oCfQ8ZA>**

**<https://youtu.be/XKC68Y7PVeU>**



***· Paste the photograph (Me and My dad) on a colourful A4 size pastel sheet and decorate the sheet creatively.***



# HANSRAJ MODEL SCHOOL

PUNJABI BAGH, NEW DELHI

*Mind in the making....your child is more capable than you realize.*

*All activities are designed to incorporate life skills in their daily routine*

<p><b>1<sup>ST</sup> JUNE</b> <b>WORLD MILK DAY</b> Take a break and have a MILK SHAKE with your child, Top it with dry nuts. -Recite rhyme 'MILK HAS CALCIUM'</p>	<p><b>2<sup>ND</sup> JUNE</b> <b>I AM RESPONSIBLE</b> WHEN.... -I open, I close. -I turn it on, I turn it off. -I drop, I pick -I make a mess, I clean up</p>	<p><b>3<sup>RD</sup> JUNE</b> <b>LEARN WITH WAX</b> -let the child draw any picture with wax/white crayon -Reveal the pictures using water colors.</p>	<p><b>4<sup>TH</sup> JUNE</b> <b>GRATITUDE</b> Help child in making a list of 5 things that he/she is thankful for and to whom. Refer worksheet(Gratitude jar)</p>	<p><b>5<sup>TH</sup> JUNE</b> <b>WORLD ENVIRONMENT DAY</b> Turn COCO friendly. Seed germination in coconut shells.</p>	<p><b>6<sup>TH</sup> JUNE</b> <b>SOUND HUNT</b> -Go for a sound hunt early morning with your child in the balcony -Let him/her listen and imitate the sounds.</p>
<p><b>7<sup>TH</sup> JUNE</b> <b>WORLD FOOD SAFETY DAY</b> SHOW AND TELL -Help your child describe his/her favourite fruit. -Discuss hygiene steps he/she will follow before eating.</p>	<p><b>8<sup>TH</sup> JUNE</b> <b>WORLD OCEAN DAY</b> SAVE OCEANS AND AQUATIC LIFE Watch – 'A WHALE'S TALE' on You tube.</p>	<p><b>9<sup>TH</sup> JUNE</b> <b>LACING ACTIVITY</b> Help your child in tying his/her shoe laces.</p>	<p><b>10<sup>TH</sup> JUNE</b> <b>THINKING CAPS ON</b> -Read a story to your ward -Make up a new ending together</p>	<p><b>11<sup>TH</sup> JUNE</b> <b>EXTEMPORE</b> -Give a topic and let the child speak Impromptu for 1 minute.</p>	<p><b>12<sup>TH</sup> JUNE</b> <b>MY FOOTSTEPS</b> Help the child in counting the footsteps between kitchen and the bedroom.</p>
<p><b>13<sup>TH</sup> JUNE</b> <b>SPIN A STORY</b> GIVE YOUR IMAGINATION WINGS.... -Start a story -Let the child weave it further.</p>	<p><b>14<sup>TH</sup> JUNE</b> <b>PLAY TELEPHONE</b> Have a telephonic conversation with your ward and teach him/her telephone etiquettes.</p>	<p><b>15<sup>TH</sup> JUNE</b> <b>INT. FATHERS DAY</b> Do Father's Day activities (Sheet shared)</p>	<p><b>16<sup>TH</sup> JUNE</b> <b>EMOTIONAL CHARADES</b> -Let the child act out and express different emotions. Refer emojis.</p>	<p><b>17<sup>TH</sup> JUNE</b> <b>ACT LIKE AN ARCHITECT</b> NO BLOCKS NO WORRIES!!! -Help the child build a tower with kitchen steel glasses, bowls ,empty cartons</p>	<p><b>18<sup>TH</sup> JUNE</b> <b>INTERNATIONAL PICNIC DAY</b> <b>FAMILY TIME!!!!</b> Spread your mat, wear your hat, favorite food &amp; something sweet, enjoy indoor lovely treat.</p>
<p><b>19<sup>TH</sup> JUNE</b> <b>BE WHAT YOU WANT TO BE!!</b> Dress up your child to role play his/her favorite cartoon character.</p>	<p><b>20<sup>TH</sup> JUNE</b> <b>ACT OF KINDNESS</b> Place a water bowl and keep a bird feeder in the balcony. <b>'LOOK AFTER YOUR FEATHERED FRIENDS'</b></p>	<p><b>21<sup>ST</sup> JUNE</b> <b>INT. YOGA DAY</b> <b>LONGEST DAY</b> Be innovative. Share your videos and pics with us.</p>	<p><b>22<sup>ND</sup> JUNE</b> <b>PRACTISE PATIENCE</b> -Play hopscotch with the child. -Encourage him/her to wait for the turn.</p>	<p><b>23<sup>RD</sup> JUNE</b> <b>LETS BUILD SELF ESTEEM</b> Encourage positive self talks I AM..... (strong, wise, pretty)</p>	<p><b>24<sup>TH</sup> JUNE</b> <b>LITTLE ASTRONOMERS</b> -Explore night sky with your ward -Observe moon shape -Look for the brightest star- Pole star -</p>
<p><b>25<sup>TH</sup> JUNE</b> <b>FAMILY FANTASY PLAY</b> All family members to dramatize child's favorite story.</p>	<p><b>26<sup>TH</sup> JUNE</b> <b>LETS TRAVEL</b> -Help the child in making a boat with paper folding. -Ask where would they love to travel in their boat. -Help him/her to write.</p>	<p><b>27<sup>TH</sup> JUNE</b> <b>FEEL AND IDENTIFY....</b> -Blindfold the child -Give him/her an object -Let the child feel, guess and then describe the object.</p>	<p><b>28<sup>TH</sup> JUNE</b> <b>HOLD THINGS TOGETHER!!</b> -Let the child button up his dad's favorite shirt.</p>	<p><b>29<sup>TH</sup> JUNE</b> <b>SENSORY PLAY</b> Let's play with homemade clay... Help the child knead a dough and make different models.</p>	<p><b>30<sup>TH</sup> JUNE</b> <b>DANCE TO MY TUNE</b> -Child be the Choreographer . -Family to follow the steps.</p>

# HANSRAJ MODEL SCHOOL

PUNJABI BAGH, NEW DELHI

KINDERGARTEN

Name: \_\_\_\_\_

Class: \_\_\_\_\_

WORLD ENVIRONMENT DAY

Colour the pictures to keep the environment Green



# HANSRAJ MODEL SCHOOL

PUNJABI BAGH, NEW DELHI

Name: \_\_\_\_\_ KINDERGARTEN Class: \_\_\_\_\_

GO GREEN

HAPPY ENVIRONMENT DAY ( 5<sup>th</sup> June, 2025)

Match & follow the actions to save our Earth.

Recycle



Turn off the light



Plant a tree



Save water

(Colour the pictures)





# HANSRAJ MODEL SCHOOL

**PUNJABI BAGH, NEW DELHI**

## KINDERGARTEN

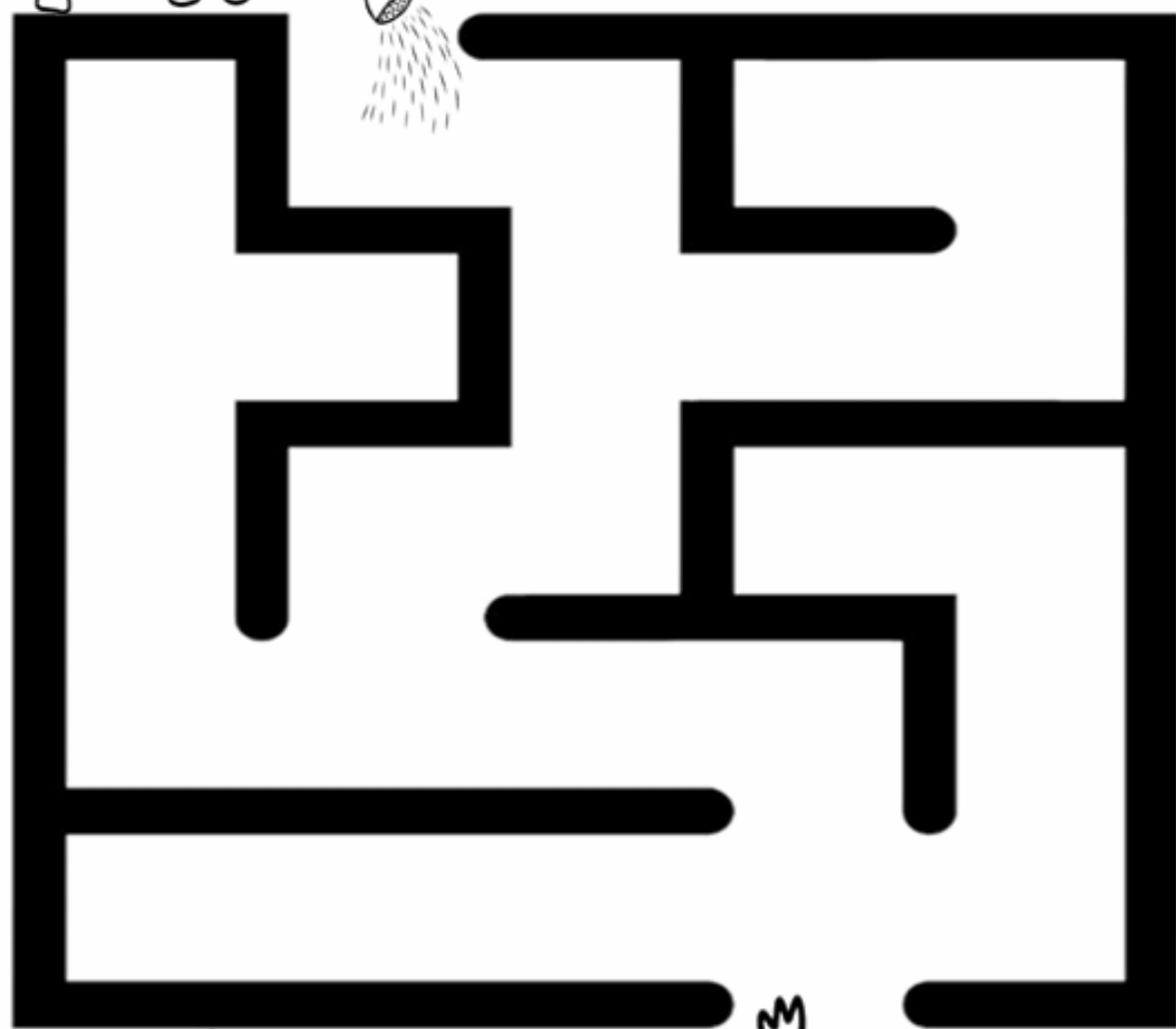
**Name:** \_\_\_\_\_

**Class:** \_\_\_\_\_

## GREEN MAZE

**Help the kids reach the plants for watering.**

Use green crayon to find the way  
& colour the pictures.



# HANSRAJ MODEL SCHOOL



PUNJABI BAGH, NEW DELHI

KINDERGARTEN

Name: \_\_\_\_\_

Class: \_\_\_\_\_

Help the bee find the flower.



# HANSRAJ MODEL SCHOOL

PUNJABI BAGH, NEW DELHI

KINDERGARTEN

Name: \_\_\_\_\_

Class: \_\_\_\_\_

## TRACE AND COLOR THE PICTURE



# HANSRAJ MODEL SCHOOL

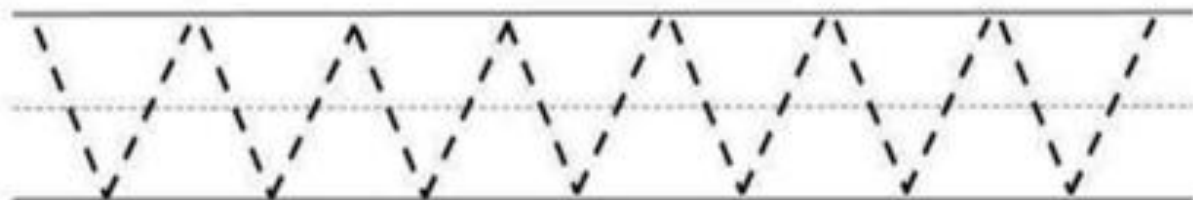
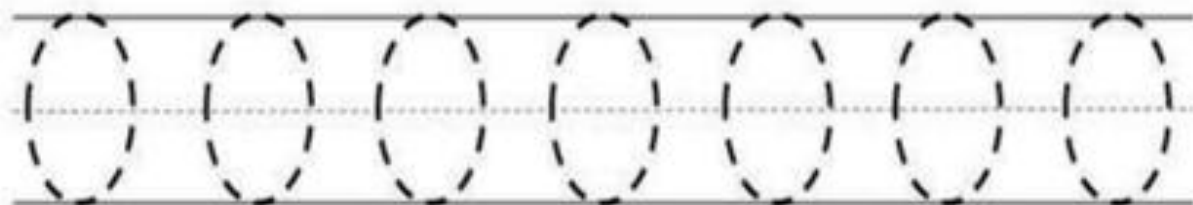
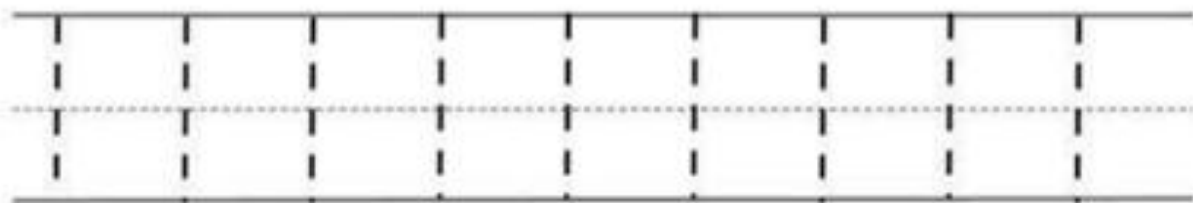
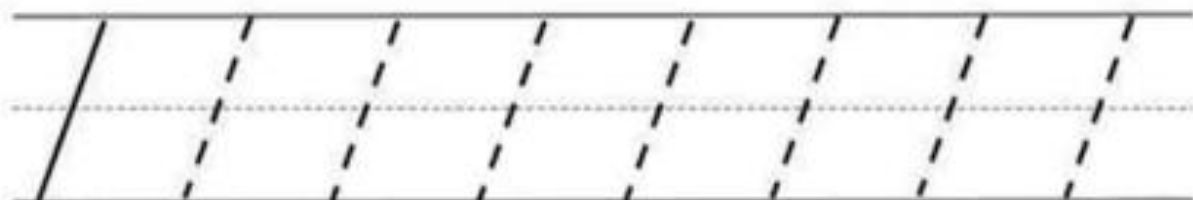
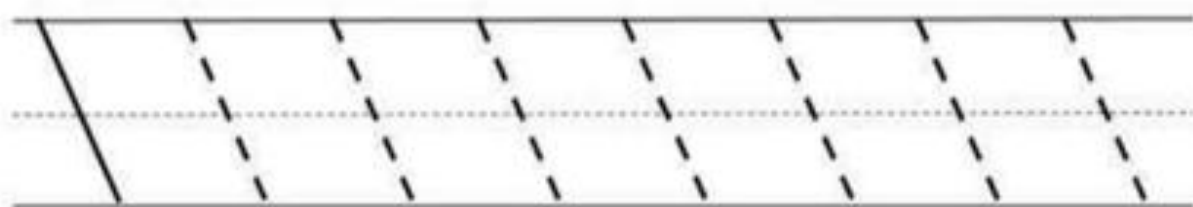
PUNJABI BAGH, NEW DELHI

KINDERGARTEN

Name: \_\_\_\_\_

Class: \_\_\_\_\_

## HAVE FUN WITH PATTERNS





# HANSRAJ MODEL SCHOOL

PUNJABI BAGH, NEW DELHI

KINDERGARTEN

Name: \_\_\_\_\_

Class: \_\_\_\_\_

Colour the things in each row that are same



# HANSRAJ MODEL SCHOOL

PUNJABI BAGH, NEW DELHI




KINDERGARTEN

Name: \_\_\_\_\_

Class: \_\_\_\_\_

## COLOR PATTERN FUN

TRACE THE PATTERNS ACCORDING TO THE COLOUR CODE



# HANSRAJ MODEL SCHOOL



PUNJABI BAGH, NEW DELHI

KINDERGARTEN

Name: \_\_\_\_\_

Class: \_\_\_\_\_

**Spot 5 differences**



# HANSRAJ MODEL SCHOOL

PUNJABI BAGH, NEW DELHI

KINDERGARTEN

Name: \_\_\_\_\_

Class: \_\_\_\_\_

## BIG & SMALL

Color big objects red and small objects yellow

