



DAV CENTENARY PUBLIC SCHOOL PASCHIM ENCLAVE NEW DELHI-87



*A developed Earth begins
with a thoughtful mind
— let us learn, grow,
and act today to build a
brighter, greener
tomorrow*



**CLASS III
HOLIDAYS
HOMEWORK
(2025-26)**

Theme- Viksit Vasundhara



Dear Students and Parents,

Summer vacations are a time for fun, relaxation, and learning beyond the classroom. To make the holidays more meaningful, we are assigning a simple and creative summer project for our Grade III students. The aim of the project is to encourage curiosity, develop thinking skills, and apply classroom learning in an enjoyable way. Students are requested to complete their projects with the help of their parents, using materials easily available at home.



Let's make this summer a time for joyful learning and creative exploration!

Wishing all our young learners a happy, safe and enriching summer vacation!





Please note:

*Trans-disciplinary research based
project work has been given in Class III
based on the theme –*

“VIKSI VASUNDHARA”.

*This project work will be assessed and
students will be given due credit for the
same in Internal Assessment.*



EK BHARAT SHRESTHA BHARAT PROJECT

Research Based Project

Environmental Issues in Sikkim

Q Create a poster on an A3 size sheet highlighting the environmental issues faced by Sikkim.

You can include:

- Pollution (air, water, land)*
- Deforestation*
- Climate change*
- Threats to biodiversity*

Instructions:

1. Use colourful pictures and illustrations
2. Write short, clear messages or taglines
3. Be creative!
4. Submit your posters to your science teachers with the science holidays HW.

Have fun creating your poster!



ENGLISH

Create a story board/ comic strip (with pictures and dialogues) about a imaginary character (super- hero) who makes a positive impact on the environment by promoting sustainability and eco friendly ways of living on Earth. Present the story on a white pastel sheet.





HINDI

हमारा और वसुंधरा का
संबंध

(कल,आज और कल)

अथवा

मानव का धरती के साथ
सदियों पुराना संबंध

उपरोक्त विषय पर कुछ
पंक्तियाँ ,संदेश के रूप
में लिखिए और एक
सुन्दर कार्ड बनाएं।



HINDI

विशेष संकेत-
यह कार्य हिंदी की पाँच
पंक्तियों वाली अलग कॉपी
में करें।

1. पाँच सुलेख लिखिए।
2. निम्नलिखित के पाँच -
पाँच शब्द लिखिए।


1) संज्ञा. 2.) सर्वनाम
3) क्रिया 4) विशेषण

MATHEMATICS

SUSTAINABLE SHOPPING

Find out any three eco-friendly and three non-eco-friendly materials at your home and calculate the total cost of both. Compare them.

* **Make your own Mathematics tool using eco-friendly material**



SOCIAL SCIENCE

From horses to highways, transportation has come a long way!

Transportation has changed over time.

Research and gather information about different modes of transport used in ancient era and modern era. **Create a visual comparison chart to highlight the differences and advancements in transportation.**

Write a short paragraph for each mode of transportation and share interesting facts and observations. Also, analyze the impact of technology on transportation.

Guidelines for making the “visual comparison chart”-

Cardboard covered with a chart paper

Use images, drawings, cutouts etc.

Mention the advantages and disadvantages of the transportation used in ancient era and modern era

Mention your name, class, section and roll number in bold letters.

- **The students should do the research and make the comparison chart on their own.**

“Have fun exploring the fascinating world of transportation!”



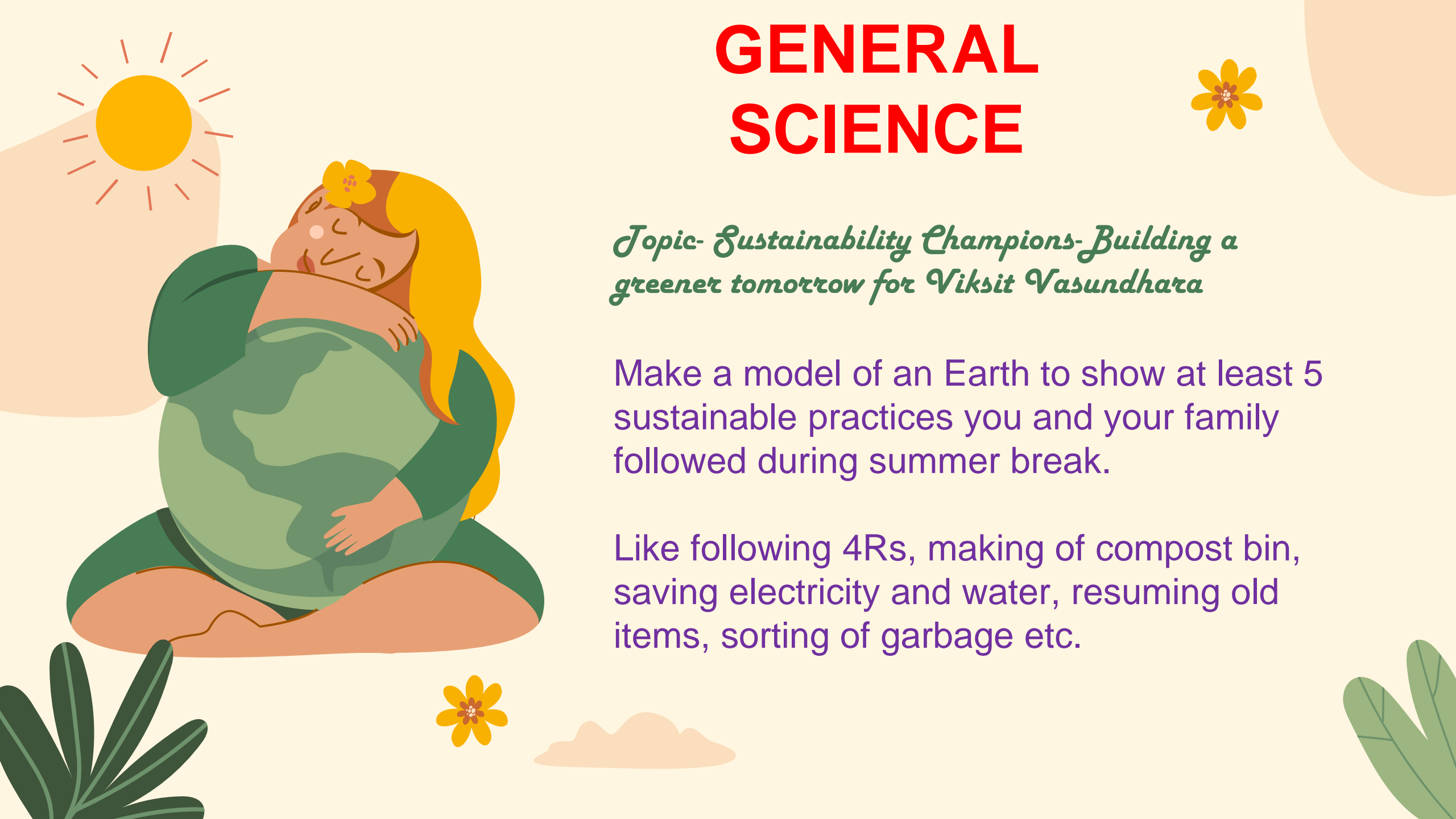
GENERAL SCIENCE



Topic- Sustainability Champions- Building a greener tomorrow for Viksit Vasundhara

Make a model of an Earth to show at least 5 sustainable practices you and your family followed during summer break.

Like following 4Rs, making of compost bin, saving electricity and water, resuming old items, sorting of garbage etc.





COMPUTER SCIENCE

Computer Parts Flashcards

Make small flashcards (size of playing cards).

On the front: Draw or paste a picture of a computer part.

On the back: Write 1-2 sentences explaining what it does.

Example:

Front: Picture of a Keyboard

Back: "A keyboard is used for typing letters and numbers."

IMPORTANT:

Practice Tux Paint Software Program

Attempt the given AI worksheet

Have fun learning about computers!



ART AND CRAFT




III A: Modern Art - Draw and colour a modern art on an A3 sheet. Frame your creation.


III B: Landscape - Make a landscape (using oil pastel colours) on A3 sheet. Frame your creation.

III C: Sunset scene - Make a sunset scene (using oil pastel colours) on A3 sheet. Frame your creation.

III D: Night sky scene- Make a night sky scene using (using oil pastel colours) on A3 sheet. Frame your creation.

III E: Seascape - Make a seascape (using oil pastel colours) on A3 sheet. Frame your creation.





Here are few guidelines for students to utilize this time in a constructive manner:

- ❖ Students must stay hydrated, stay indoors during peak hours of sunshine and consume healthy food, to stay fit and fine.
- ❖ Give priority to “Family Time”. Spend time with parents, grand parents and relatives to strengthen the bond and nurture the valuable relationships of life.
 - ❖ Try to be “Near Nature”: Enjoy the early mornings, chirping of birds, blooming flowers in gardens. If possible, visit beaches, hills, lakes etc. and admire the scenic beauty of nature.
- ❖ Read books: Reading of books provide scope for exponential growth of intellect. Suggestive list of books to be read: Charlie and the Chocolate Factory, Where the Mountain Meets the Moon, Mr. Popper's Penguins etc.
- ❖ Strengthen your academics. Students must utilize this time to study and strengthen their concepts and bridge the academic gaps, if any.





REFLECTION SHEET

ON AN A4 SIZE SHEET, MAKE THIS REFLECTION SHEET IN THE GIVEN FORMAT :

My Name, Class & Section

.....
What I liked most about this transdisciplinary project?

.....
Challenges that I faced while doing this project

.....
How I overcame the challenges faced?

.....
What knowledge/insights I gained from this project?.....



A cartoon illustration of a globe with green landmasses and blue oceans. Ten diverse people of various ages and ethnicities are arranged in a circle around the globe, holding hands. There are also several colorful hearts (red, blue, yellow, green, pink, orange) scattered around the people. The text "WORKING TOGETHER FOR A DEVELOPED EARTH!" is written in a bold, white, serif font across the center of the globe.

**WORKING
TOGETHER
FOR A
DEVELOPED
EARTH!**