

DAV Public School
Kailash Hills, New Delhi



Theme of Summer Break Assignment

MY FAMILY

Class II

Session 2024-25



Dear Parents,

The long, enjoyable summer vacation is here again. It is the best and fruitful time for exploring, learning and nurturing creativity with the family members. Keeping this in mind, we have planned our summer holiday project – **'My Family'**, which will bring hours of fun. Encourage all the members of the family to have lively discussions with your child, explore new ideas together, help them communicate and articulate their ideas.

A bonanza of interesting activities are designed for our smart DAVians which will not only keep them engaged gainfully but will also enable them to love, care and respect all the members of the family. We hope that your child enjoys doing these fun filled activities and you have a wonderful time together. Here are a few suggestions that would help your child spend these holidays in a learning way.

Instructions for parents -

- Motivate your child to engage in conversations in English.
- Encourage your child to view educational programs on television.
- Cultivate your child's artistic skills by encouraging them to draw, color, and explore various forms of creative expression like cutting and pasting
- Help them revise all the concepts done so far.
- Plant easy-to-grow seeds or plants in pots or a small garden area and care for them together.

- Parents are encouraged to provide guidance to their children as they complete their assignments. We value originality and creativity in their work.

Encourage your child to -

- Get up early in the morning, brush and take a bath daily, drink lots of water and eat fresh fruits and vegetables
- Support moral values by greeting everyone and helping all the family members in their regular work
- Spend quality time with parents and other family members
- Nurture the nature – plant a sapling and take care of it. Feed the birds with seeds, water and keep the surroundings clean.



Suggestive reading -

English

- Goldilocks and the three bears
- Rapunzel
- Cinderella
- Little Red Riding Hood

Read any two books and pick out ten new words from each story to enrich your vocabulary. Draw the picture of your favourite character of the story you read.

हिंदी

- काबुली वाला
- हितोपदेश
- पंचतंत्र की कोई दो कहानियाँ पढ़ें।

कहानियों के नाम लिखकर उनसे मिलने वाली शिक्षा लिखें।

सुलेख के १० पृष्ठ करें।

Interdisciplinary Project

My Family



NOTE-


- Download the holiday project from the school website and take a printout of the same. Do the activities neatly and keep the sheets in a folder/ project file
- Decorate the cover of the folder/ project file beautifully. Bring it to school with your name and class mentioned on it
- Parents are requested to guide their children while doing the holiday project
- Originality of the work will be appreciated

Hope you have a wonderful and enjoyable holidays.



MY FAMILY

I have a wonderful family
And so do you!
God Bless my family
May God Bless yours too!



A family is the first school to a child. It gives love, warmth and security to its members. The basic knowledge about one's culture and identity comes only from the family.

Being a family means you are a part of something very wonderful. It means you will love and be loved for rest of your life.

Activity 1 – Me and My Adorable Family

Paste the picture of your family and write about them in the activity sheet given below:



My name is

_____ and I live
in a _____ (nuclear/joint) family.

There are people in my
Family.

I live with:

Mom

Sister

Grandma

Aunt

Cousins

Dad

Brother

Grandpa

Uncle

Tick the correct box



A family is precious. It is like a tree with strong roots to stand tall, strong and different branches to support each other. Show your creativity by making a family tree using handprints of all the members of your family.

My Family Tree

I have a family tree,
And on it there is me.
There's mother, father,
sister too,
Upon my family tree.
There's brother and there's baby,
Grandma, Grandpa too.
There's aunts and uncles
on my tree.
But best of all there's ME!



Activity 2 – Family Tree

Things you need

- Poster colours
- Passport size photographs of your family members

Method

- Colour the trunk of 'My Family Tree' given on page 5 with a brown poster colour
- Take the hand impression of all the family members to complete the tree (as shown in the picture)
- Let the paint dry and paste photographs of the family members on their handprints.



Activity 3(a) – Guess Me Right



Your mother is my mom, I am your



I am the father of your father, I am your



I am the mother of your mother, I am your





I am the brother of your father, I am your

Activity 3(b) – Family Crossword

In the sheet given below the names of relatives are incomplete. Complete the family crossword and colour the pictures:

- | | | | | |
|-------------|--------|---------|-------------|--------|
| sister | aunt | brother | grandmother | father |
| grandfather | mother | uncle | cousins | |





s

t

b

r




g

d

a

r


n



r

o

r




c

i


u

c

e



s





f

m

t

r





e

A family picnic is the best way to spend quality time with each other. It helps to form strong bonds between family members and allows us to relax into the arms of nature.


Activity 4 – Family Picnic

- Go for a family picnic to the neighbourhood park
- Pack your favourite food in a basket, plan some fun picnic games and enjoy yourself with your family
- Fill the given basket with pictures of the food items that you packed for the picnic. Colour and decorate your basket:



Activity 5 (A) – Colour by Numbers

Look at the picture given below and colour it according to the number codes:



Activity 5 (B) – Shapes

- ❖ Danny, the dog, is homeless and is looking forward to have one. Will you help him to have his own house? Construct a house with different shapes that you have learned, using colourful papers.



Activity 5 (C) – Place Value

- ❖ Observe the face value of 5 and 9 in each of the numbers given below. Colour the boxes 'Yellow', where face value of 5 is ones and 'Orange' where face value is tens. Then colour the boxes 'Orange' where face value of 9 is ones and 'Yellow' where face value is tens.

25	56	45	51	5
96	19	90	29	98

The love of a family is life's greatest blessing. Let us show our love for our family by mixing and creating our own special mouthwatering watermelon popsicles and enjoy them in this summer heat. Put on your chef cap and get ready to make a magical summer delight.

Activity 6 – Watermelon Popsicles

(Parental Supervision Required)

Things you need

- **Watermelon juice** – 2 cups
- Powdered Sugar – 9 tsp
- **Water** - 1 cup
- **Ice cream moulds**



Method

- Mix powdered sugar with water to make sugar syrup
- Add the sugar syrup to the watermelon juice
- Pour the mixture in the ice cream moulds
- Freeze for 5 to 6 hours
- Take it out from the freezer and enjoy this refreshing popsicle

Click your photograph while making this cool popsicle and paste it in the given space 😊

Activity 7 – Thank You Card

A family always welcomes us with a warm hug and love whenever needed. Expressing gratitude for their support makes them feel valued and loved. A heart felt thank you card is the best gift you can give to your family for the good things they have done for you.

Things you need

- A4 size pastel sheet of any colour
- Crayons or colour pencils
- Stones and stickers

Method

- Fold the sheet into half to make a card
- Draw and colour your family
- Decorate your card using stones and stickers
- Write the message " I LOVE YOU" inside the card

Your beautiful card is ready. Give it to your family members, click a photo of the moment & paste it below,





Father's Day Activity –


A Father is a friend, teacher, supporter and role model all at once.

It's time to express your gratitude and love for your father

DADS ARE THE BEST

Let's make your father feel special on this Father's days by doing some interesting activities such as :-

1. Make a decorative card for your father.
<https://youtu.be/O7NKuF7GiMY>
2. Let's create a strong bond. Prepare a sweet dish for your dad with the help of mom.
3. Do twinning with your dad and shake a leg and dance.
<https://youtu.be/Tm4jDxUqQgg>
4. Capture these special moments with your father and share 1-2 photographs and 10-15 seconds video of your child in horizontal mode.
5. Share your pictures with your teacher specially on *Father's Day and paste few in your holiday homework file too.



Yoga Day Activity –

Make Yoga a daily part of your life and live your life to the fullest

Let's make the best use of holidays to boost immunity, flexibility and overall development of our little ones by encouraging them to do 'Yoga' regularly.

SUGGESTED ACTIVITIES:-



Alphabet and Yoga poses



A fun loving combination of movements and learning.

<https://youtu.be/6ilhqGhfkSQ>



Yoga with animal poses



Wonderful exercises for engaging children's imagination and playfulness.

<https://youtu.be/s-Z127YfUQo>



Meditation



A practice for calming one's mind and body.

<https://youtu.be/5JjGi2sL1EY>

Capture 1-2 photos or video (15-20 seconds) in horizontal mode and paste the printout of the few photographs in your holiday homework file....

Share the pictures with your teacher especially on **YOGA DAY**

Sewa Project

Activity 8 – Feed an animal

Click and paste a picture of you feeding food to any animal. Also, please remember to keep grains and water for birds in your balcony during the summer vacation.



PASTE A PICTURE
HERE

Activity 9 – Helping Hands

It is the family which makes us gentle and kind. A close knit family is the strength of every individual. All the members help each other selflessly.

- Write three ways in which you help your parents in their day to day work

1.	
2.	
3.	

- Click your picture by helping them at home and paste it in the space given below:



PASTE A PICTURE
HERE

Activity 10 – My Birthday Celebration



1. Make a beautiful birthday card to invite your friends to the party!
2. Visit the supermarket with your parents & find out the price of the items which are listed in the table below, note down the price in the cost column. Finally, calculate the total amount required by adding up the prices of the individual items.

Item Name	Cost
Cake	
Candles	
Chips	
Biscuits	
Return Gifts	
Pastries	
Balloons	

Total Amount



Activity 11 – रचनात्मक कार्य

एक रंगीन चार्ट पर हिंदी में महीनो और दिनों के नाम लिखे | उसमे अपने घर वालो का जन्मदिन भी लिखे |



Link for the activity ideas -

<https://www.youtube.com/watch?v=a1e0R72oHaQ>

https://www.youtube.com/watch?v=_o0LH3uP2Uw

कहानी <https://www.youtube.com/watch?v=5VqVytB6m7Q>

Activity 12 – Best From Waste

Make a decorative photo frame by using waste material and paste a photograph of your family on it.



[Link for Homework Worksheets](#)

WORKSHEETS HOLIDAYS HOMEWORK

