

**D.A.V. PUBLIC SCHOOL, KAILASH HILLS**  
**Summer Holiday Homework**  
**Class - III**  
**Session 2024 - 25**

**THEME: SUSTAINABLE DEVELOPMENT GOAL- 6**  
**(CLEAN WATER AND SANITATION)**



***Exciting time is here! It's time for fun-filled activities.***

Children are reservoirs of potential which needs to be tapped and channelized in diverse ways. We at DAV School, feel that it is very important to ignite their imagination and foster an outlook that helps them explore, discover and rediscover. Children should be encouraged to develop intellectually and physically. Summer Vacation is the best and fruitful time for learning and for nurturing creativity. It is the time when we can connect with our child in many ways. The designed Holiday Homework would not only enhance achievements of our child but also help to enhance family relationships. It would teach them to work independently and would improve their basic academic skills, such as reading, writing and spellings, and would help them develop personal skills and time management.

## A few suggestions for the parents:



- Spend quality time with your child and have fun time together.
- Help the child to become independent by giving them responsibilities. Involve them in small household activities.
- Inculcate in them good manners, healthy habits and respect for elders.
- Converse with your child in English.
- Encourage your child to read books to enhance their language skills. Reading will also boost their interpretative skills and provide them valuable literary experience.
- Cultivate sportsmanship by encouraging your child to play various Indoor games and outdoor games in the evening and early morning when heat wave is not there.
- Remember that Summer Vacation is the time to relax and enjoy. So, spend these holidays creating a nurturing and stimulating environment filled with fun, frolic, learning and education.
- Try to have at least two meals together with whole family.
- Play board games with your child and your parents too if living with you to develop a healthy bond with all the members of a family.

## General Instructions for Students:

- Follow the instructions given carefully with each activity.
- Holidays Homework should be neat and colourful.
- Try to be creative and original in your work.
- You can take help of the internet, newspapers, magazines, encyclopaedia to collect information and pictures.
- Make your activity sheets, projects presentable and attractive by pasting or drawing colourful pictures relevant to the topic.
- Use coloured pens or sketch pens for doing the Homework.
- Revise all the work done till now.
- Do all the holidays homework on A-3/A-4 size sheets as instructed and put all the sheets in a folder.
- Spend time with your grandparents, share your school anecdotes, funny incidents and other information, play games with them, help them in managing their things, listen to the stories and memories of your grandparents.

## Let us explore the fun in books----

### **Reading is fun:**

Purchase the recommended books to create your own library or become a member of your neighbourhood library to read and enjoy the following books in English. Read at least three books out of the list given below as there will be assessment based on the reading of the books. You will be asked comprehension level questions from the recommended books.

### **English :**

- Tales from Panchtantra
- Gulliver's Travels-Jonathan Swift
- The Noddy Series –Enid Blyton
- Diary of a Whimpy kid- Jeff Kinney
- Geronimo Stilton Series

### **हिंदी -**

- 1.पंचतंत्र की कहानियाँ
- 2.अकबर और बीरबल की कहानियाँ



## **SEWA PROJECT**

**"Sewa Project"** means doing acts of kindness or helping others without expecting anything in return. When we help each other, we create a more caring community. It's like spreading happiness and making a positive difference.

Here are some ways by which you can get involved in Sewa projects:

1. **Making Chabeel in summer:** Set up a chabeel stand to offer cold drinks to passersby on hot summer days, spreading kindness and refreshment to the community.
2. **Helping house helpers:** Little help like picking up toys, setting the table, or folding laundry can make life easier for house helpers. Serve fresh homemade drinks to them.
3. **Watering plants and feeding animals:** Take responsibility for watering indoor and outdoor plants and feeding pets regularly.
4. **Taking care of Grandparents:** Spend quality time with your grandparents, read with them, play games, or help them with tasks around the house.
5. **Providing water for birds in summer:** Place a bowl of water outside for birds to drink from during hot summer days.



This summer help everyone around you. Click your pictures while helping others, write something about each act of kindness and make a collage of your pictures and write-ups on an A-3 sheet. Give a nice and catchy heading to your collage.

- Use decorative items to decorate your work.

**“Your simple act of kindness will bring a positive impact on the world”.**

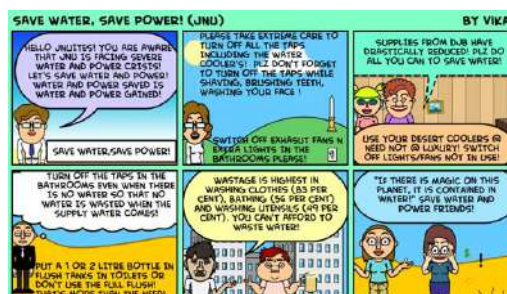
# INTERDISCIPLINARY PROJECT ON SDG-6 (CLEAN WATER AND SANITATION)

## English -


- Story on cards: (For Roll No. 1 to 12)** ----Write a short story in your own words A3 size coloured sheet using pictures highlighting the importance of clean water and sanitation. You can create characters who face challenges related to access to clean water and come up with creative solutions to address them.
- Poetry: (For Roll No. 13 to 22)** ----Write a short poem on A3 size coloured sheet on water conservation, sanitation, or importance of clean water. Draw the imaginative picture as well.
- Advertisement Creation: (For Roll No. 23 to 32)** ----Design advertisements or posters on an A3 size coloured sheet with catchy slogans and eye-catching visuals raising awareness and promoting water conservation or hygiene practices (SDG-6) for “NAVORJA EXHIBITION”. For reference-



- Comic Strip: (For Roll Nos. 33 onwards)** --- Create a comic strip on the A3 size sheet educating the people about the importance of clean water and sanitation. You can use speech bubbles and illustrations to convey key messages in a fun and engaging way. For reference-



5. **Book mark** ---- Make a beautiful bookmark enlisting the ways of conserving water usage or prevention from water pollution. For reference-



## हिंदी

स्वच्छ पेयजल एवं स्वच्छता ( S.D.G-6 Clean water and sanitation) के ऊपर दिए गए विषयों में से किन्हीं दो विषयों को चुनकर हिन्दी का गृहकार्य **A -3 शीट पर कीजिये।**


1. स्वच्छ पेयजल एवं स्वच्छता के ऊपर स्लोगन A -3 शीट पर लिखें।
2. स्वच्छ पेयजल एवं स्वच्छता के ऊपर अपने शब्दों में कविता A -3 शीट पर लिखें।
3. जल के 5 विभिन्न स्रोतों ( sources of water) जैसे नदी, तालाब, झील इत्यादि के चित्रों को A -3 शीट पर चिपकाएं और एक कोलाज बनायें। अपने कोलाज को आकर्षक बनाने के लिए रंगों और सजावट की वस्तुओं का इस्तेमाल करें।
4. हम जल संरक्षण ( water conservation) कैसे कर सकते हैं? इस विषय के ऊपर A -3 शीट पर एक पोस्टर बनाइये जिसमें आप जल संरक्षण से सम्बंधित विभिन्न तरीकों को चित्रों के माध्यम से प्रस्तुत करेंगे।
5. "जल प्रदूषण (water pollution) एक समस्या" विषय के ऊपर आपके जो विचार हैं उनको चित्रों का माध्यम से प्रस्तुत कीजिये। जल को प्रदूषित करने वाले विभिन्न कारकों ( factors) का पता लगाइये और एक पोस्टर ( A-3 size) का निर्माण कीजिये। जिन कारणों से जल प्रदूषित हो रहा है उनके चित्र चिपकाइये(minimum 7 pictures) और उनके नाम लिखिए। अपने पोस्टर को आकर्षक बनाइये।

## **Social Science -**

1. **Superhero Clean Saver:** Imagine yourself to be a superhero for clean water! Click pictures of yourself helping to keep water clean and paste it on A3 size coloured sheet. Now think and write about why is it important to conserve water, and what all you can do to save water at home.
2. **Water Conservation Puppet Show:** Create your own puppets using materials such as paper bags, socks, or craft foam, and decorate them with markers, fabric or yarn and create a script using educating your fellow friends about importance of water conservation and sanitation for **“NAVORJA EXHIBITION”**. For reference-

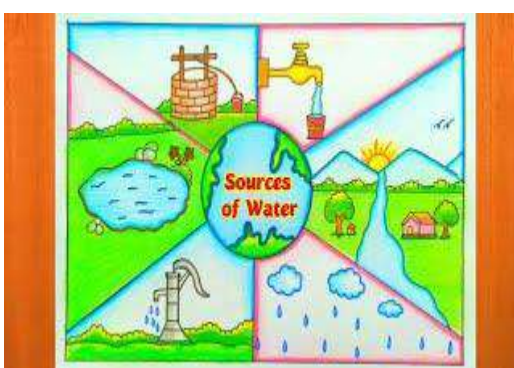


3. **Water Pollution:** (For Roll No. 1 to 15) --- Conduct a research on the **“Sources of Water Pollution”** and depict on A3 size coloured sheet to show polluted water scene and how we can clean it up. For reference-



STOP  
WATER  
POLLUTION

4. **Exploring Water Sources:** (For Roll No. 16 to 30) ---Water is vital for life, and understanding its sources is key to conservation. Make a colourful poster on an A3 sheet showcasing **“Sources of Water”** to emphasize the importance of conservation for a sustainable development. For reference-



5. **A Sustainable Solution—Rainwater Harvesting : (For Roll No. 31 onwards) ---** A solution to water scarcity and environmental challenges, rainwater harvesting embodies the spirit of SDG 6 by promoting clean water access, sustainable water management, and community empowerment. With the rainy season approaching, demonstrate various methods of “**Rainwater Harvesting**” on an A3 size coloured sheet to emphasize sustainability and improving water access. For reference-



## Science -



**INTERNATIONAL YEAR OF  
CAMELIDS--2024**

Water is not just a simple thirst quencher but it is the essence of life. It is our right to get clean and safe drinking water. But access to clean water remains a critical issue in many parts of the world. This is often due to factors such as pollution, inadequate sanitation systems, and limited resources for water treatment. **Drinking unclean water can cause various waterborne diseases such as jaundice, diarrhea, cholera and typhoid etc.**



**Activity 1 -** Make a collage on an A-3 sheet on the topic “**WATER BORNE DISESASES**” like **diarrhea, cholera, typhoid, jaundice** etc. Use bright colours and bold text to make it eye-catching and powerful. Research about these diseases and fill the details in the table given below.

NAME OF THE DISEASES	SYMPTOMS	DIETARY MODIFICATION/ HOME REMEDIES IF ANY	PREVENTION
Diarrhoea			
Cholera			
Typhoid			
Jaundice			
Dysentery			

There are few diseases that are spread by mosquitoes. These mosquitoes grow in stagnant water and spread various deadly diseases like Dengue, Malaria and chikungunya etc. Now fill the details of the following diseases in the table given below.

NAME OF THE DISEASE	NAME OF THE MOSQUITO ( female Aedes/ female Anopheles)	SYMPTOMS
MALARIA		
DENGUE		
CHIKUNGUNYA		

**Note- Do this research based project on an A-3 Sheet.**

## Activity -2

Make a poster on Do's and Don'ts on the topic "Prevention from water borne diseases and maintenance of proper sanitation". Use simple steps and clear pictures to make your poster expressive. Mention important things we should and shouldn't do to keep our water clean. For your convenience few examples are given below along with the pictures.

### Do's:

1. **Wash Hands**- Always wash your hands with soap and water before eating.

Example -Happy kids washing hands.



2. **Drink Clean Water**- Drink water from a safe and clean source.

Example- Kid drinking from a clean water source.



### Don'ts

1. **Don't Drink Dirty** Water -Never drink water from unknown or dirty sources.

Example- Sad face next to a dirty water source.



## **Mathematics-**

Jack and Jill went up the hill And  
found there was no water

The human race must move to spacelt's  
going to be a disaster

Jack said to Jill, "The waters gone,  
We've nothing left to drink,

Our wasteful ways, now we must pay,We've  
let it all down the sink.



**76 MILLION PEOPLE ARE WITHOUT ACCESS TO  
SAFE DRINKING WATER**

## **Water Conservation**



Observe the usage of water in 5 families of your society in household activities and estimate the quantity of water (in liters) consumed in each of the following activities per day for a period of 1 week. Consider 5 glasses of water equivalent to 1 litre:

- Showering
- Brushing teeth
- Washing hands
- Flushing toilet
- Washing dishes
- Washing cloth

## **Reference**

S.NO.	SHOWER	BRUSHING TEETH	WASHING HANDS	FLUSHING TOILET	WASHING DISHES	WAS HING CLOT HES	QUANTITY USED (PER DAY)	QUANTITY USED(15 DAYS)
FAMILY 1								
FAMILY 2								

**All the work to be done in A3 size sheet. You may use colored sheet.**

**Task 1:** Calculate the amount of water used per activity in 7 days per family. Also, write the number names of the amount of water used and arrange these activities in ascending order according to the water used.

**Task 2:** Make a pictograph representing the water usage in your own family.

### How Much Water Do We Use?



**Task 3:** Have an informal meeting with these 5 families of your society. Discuss some smart ways to conserve water at home level. Write the opinions collected in your report.

**Task 4:** Draw different types of 3-dimensional / solid shapes and write their names. In your view, which of these shapes would be more convenient to store water? Why? Give examples from your surroundings and paste pictures also. Which shapes are used in your home to store water? Also, write how much water is stored in each.



## Life Under Water

Draw a picturesque scene from life of underwater plants and animals using various Geometric shapes on an A3 sheet.

Ref. Video: <https://www.youtube.com/watch?v=P-howPNfLBc>



**Please open the links to download worksheets for each subjects –**

➤ **English:**

[https://drive.google.com/drive/folders/1JpKDs7dRsRPfHFIGYIzBctCLyg\\_gHc74?usp=sharing](https://drive.google.com/drive/folders/1JpKDs7dRsRPfHFIGYIzBctCLyg_gHc74?usp=sharing)

➤ **Hindi :**

<https://drive.google.com/drive/folders/1604rkCUDIHL94ymXdiUX0bh1G2HLytTb?usp=sharing>

➤ **Maths :**

<https://drive.google.com/drive/folders/1zZ4OILWpIYv13mtvSVRWt6ZQWZQ90Gxg?usp=sharing>

➤ **Science :**

<https://drive.google.com/drive/folders/1HM4WzJBuVOrXCAHTYkrU4KzaMUzDjapc?usp=sharing>

➤ **Social Science :**

[https://drive.google.com/drive/folders/1-Y4erzrkpip7eH5o4mq423E\\_fl\\_AF0t1?usp=drive\\_link](https://drive.google.com/drive/folders/1-Y4erzrkpip7eH5o4mq423E_fl_AF0t1?usp=drive_link)

## **Computer Homework :**

Download 'Tux paint' and practice all the options to have some fun sitting in front of the computer.

<http://www.tuxpaint.org/download>

### **Let's be a little creative**

1. Make a 'Beach scene' or 'summer season' in Tux paint and take out its coloured printout.
2. Draw a 'Rangoli' in Tux paint using various shape tools & write the colours & shapes used for this with Text tool on your drawing. Take out its coloured printout.

### **Note:**

1. Creative use of maximum tools of Tux Paint.
2. Students should save their work.
3. Take the print out on A4 size sheet.
4. Write your Name, Class & Section on your drawing with text tool.

## **Art & Craft :**

Make a poster on Swachh Bharat / Swachh Vidyalaya on A4 size sheet by using any medium of colours.

Make a pen holder using with waste material.

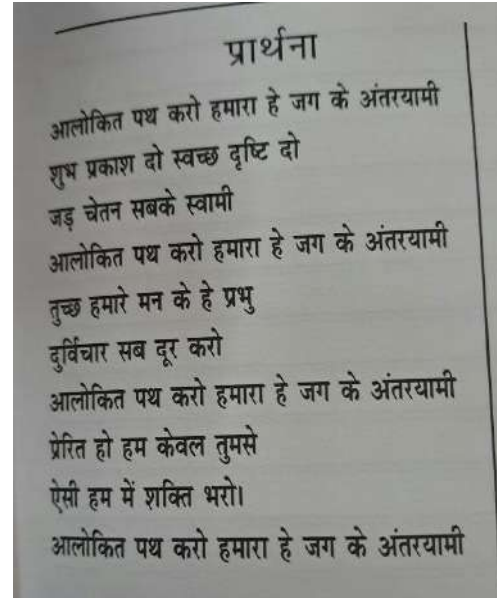
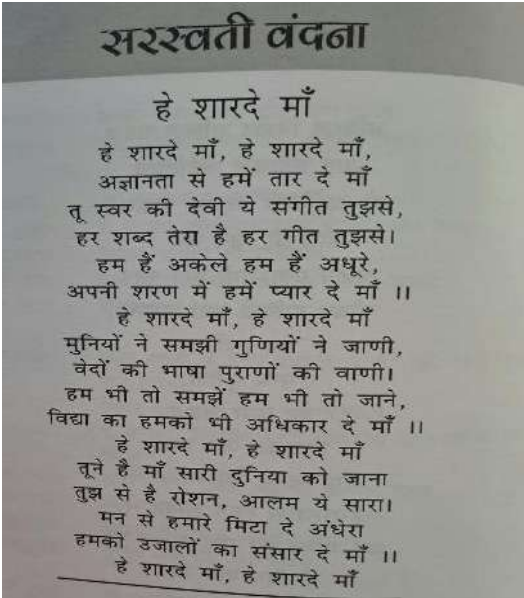


## वेदपाठ :

प्रतिदिन गायत्रीमन्त्र व शांतिपाठ का उच्चारण करें व माता-पिता, बड़ों का कहना माने ।

## Music :

- Learn all the prayers attached in the image by heart.
- Practice Saraswati Vandana and learn any one Bhajan of your choice.
- Practice and learn the correct pronunciation of National Anthem, D.A.V Anthem and Gayatri Mantra.
- Please send any 1 colourful printout of musical instruments on A4 size sheet.



-----XXXXXXXXXXXXXXXXXXXX-----