



# DAV NUPPL Public School

NUPPL Township, Ghatampur, Kanpur Nagar, UP - 209206

Assignment - III

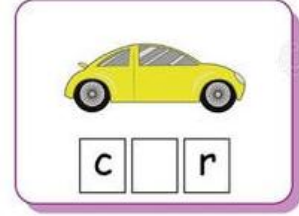

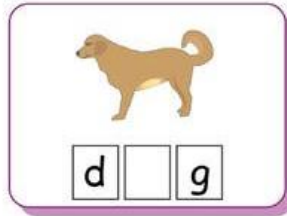
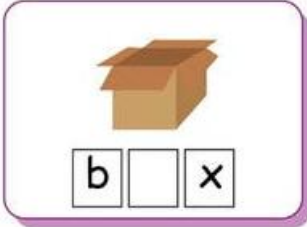
Class: UKG

Session 2024-25

Subject - English

Name - \_\_\_\_\_ Roll No. \_\_\_\_\_

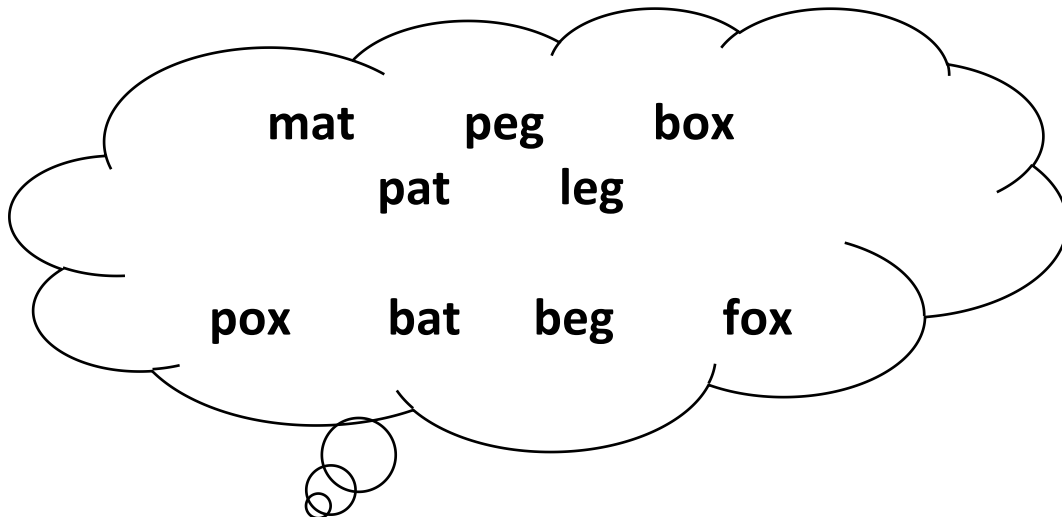
1. Fill in the correct vowel ( a, e, i & o).



2. Give one Rhyming Word for each of the following sounds.

lid	
pen	
jog	

3. Write the correct word in the given columns:



'at'	'eg'	'ox'

**4. Draw the Picture.**

mat	leg

**5. Name the Picture.**



**6. Complete the phrases with the help of pictures:**

i. A sad \_\_\_\_\_



iii. A \_\_\_\_\_



ii. A fat \_\_\_\_\_



iv. A big \_\_\_\_\_



7. Match the Helpers with their tools.



8. Write the names of the following Body parts.




\_\_\_\_\_

\_\_\_\_\_

\_\_\_\_\_

\_\_\_\_\_

9. Circle the Healthy Food.



1. समान लय के शब्द लिखिए।

अब - \_\_\_\_\_,

महल - \_\_\_\_\_

मगर- \_\_\_\_\_

मरण - \_\_\_\_\_

2. दिए गए चित्रों के नाम लिखिए।



--	--	--



--	--	--



--	--	--



--	--	--

3. वर्ग पहेली ( दो अक्षर वाले शब्द बनाइए)।

व	न	र	ट
ब	ल	ह	न
म	ग	भ	र
च	र	ड	ट
क	ल	र	ग

1. \_\_\_\_\_

4. \_\_\_\_\_

2. \_\_\_\_\_

5. \_\_\_\_\_

3. \_\_\_\_\_

6. \_\_\_\_\_

4. दिए गए शब्दों के चित्र बनाइए।

बटन	कलम

5. सही अक्षर भर कर शब्द बनाइए।

ड \_\_\_\_\_ र

म \_\_\_\_\_ न

भ \_\_\_\_\_ क

## 6. सुलेख लिखें।

सड़क पर इधर उधर मत चल।

---

---

रमन ऐनक पहन।

---

---

मटक - मटक कर मत चल।

---

---

## 7. शब्द रचना ।



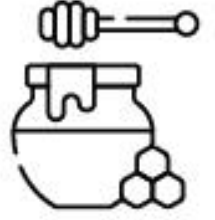
1. \_\_\_\_\_ 2. \_\_\_\_\_ 3. \_\_\_\_\_

4. \_\_\_\_\_ 5. \_\_\_\_\_ 6. \_\_\_\_\_

## 8. सही मिलान करें।



पतंग



बटन



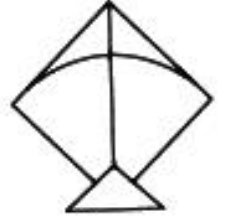
बतख



मटर



कमल



रबड़

शहद



भगत



मगर



कलम





## Subject - Mathematics

### 1. Fill in the Missing Numbers.

1				5
6				10
11				15
16				20
21				25
26				30

### 2. What comes just Before and After.

<input type="text"/>	22	<input type="text"/>	<input type="text"/>	14	<input type="text"/>
<input type="text"/>	9	<input type="text"/>	<input type="text"/>	25	<input type="text"/>
<input type="text"/>	20	<input type="text"/>	<input type="text"/>	27	<input type="text"/>
<input type="text"/>	18	<input type="text"/>	<input type="text"/>	21	<input type="text"/>

### 3. What comes Between.

19	—	21
----	---	----

9	—	11
---	---	----

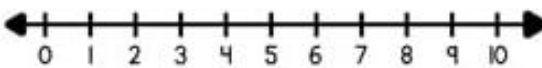
7	—	9
---	---	---

18	—	20
----	---	----

20	—	22
----	---	----

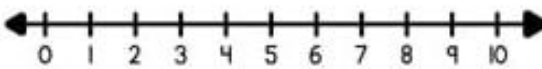
26	—	28
----	---	----

### 4. Add on Number Line.

$5 + 3 = \square$ 

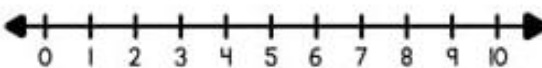
A horizontal number line with arrows at both ends, labeled with integers from 0 to 10.

---

$1 + 2 = \square$ 

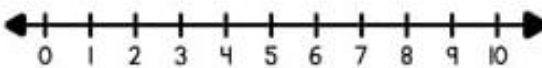
A horizontal number line with arrows at both ends, labeled with integers from 0 to 10.

---

$7 + 1 = \square$ 

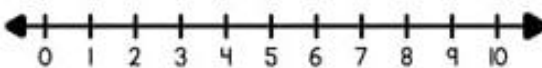
A horizontal number line with arrows at both ends, labeled with integers from 0 to 10.

---

$4 + 4 = \square$ 

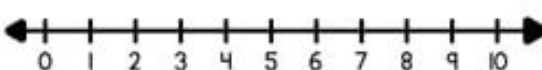
A horizontal number line with arrows at both ends, labeled with integers from 0 to 10.

---

$6 + 2 = \square$ 

A horizontal number line with arrows at both ends, labeled with integers from 0 to 10.

---

$3 + 7 = \square$ 

A horizontal number line with arrows at both ends, labeled with integers from 0 to 10.

5. Add the following.

$$\begin{array}{r} 2 \\ + 2 \\ \hline \end{array}$$

$$\begin{array}{r} 3 \\ + 4 \\ \hline \end{array}$$

$$\begin{array}{r} 3 \\ + 5 \\ \hline \end{array}$$

$$\begin{array}{r} 4 \\ + 5 \\ \hline \end{array}$$

$$\begin{array}{r} 5 \\ + 2 \\ \hline \end{array}$$

$$\begin{array}{r} 5 \\ + 3 \\ \hline \end{array}$$

$$\begin{array}{r} 1 \\ + 5 \\ \hline \end{array}$$

$$\begin{array}{r} 2 \\ + 1 \\ \hline \end{array}$$

$$\begin{array}{r} 4 \\ + 4 \\ \hline \end{array}$$

$$\begin{array}{r} 1 \\ + 3 \\ \hline \end{array}$$

$$\begin{array}{r} 2 \\ + 3 \\ \hline \end{array}$$

$$\begin{array}{r} 3 \\ + 6 \\ \hline \end{array}$$

$$\begin{array}{r} 2 \\ + 6 \\ \hline \end{array}$$

$$\begin{array}{r} 2 \\ + 4 \\ \hline \end{array}$$

$$\begin{array}{r} 3 \\ + 3 \\ \hline \end{array}$$

$$\begin{array}{r} 8 \\ + 1 \\ \hline \end{array}$$


6. Look at the given Shapes and colour




- Red



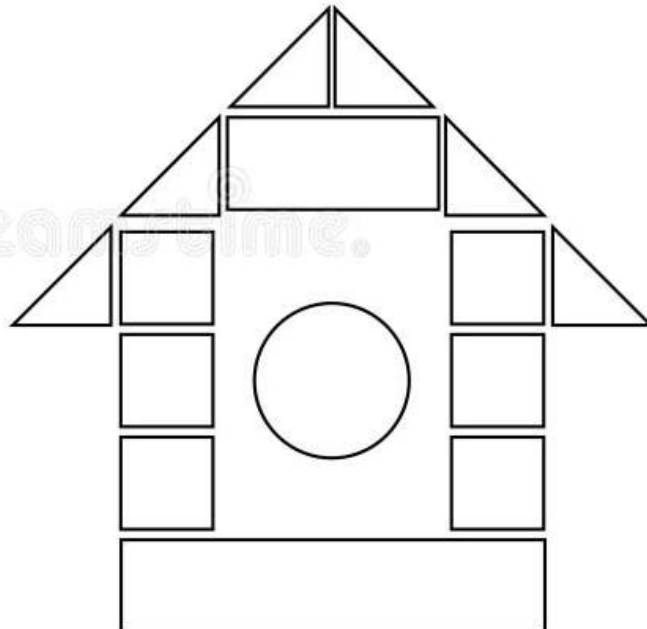
- Green



- Yellow



- Blue



7. Spot Five (5) differences.

