

All about ME

NAME

PETS

HOBBIES




favorite CANDY



favorite MOVIE/T.V. show



about my FAMILY



favorite PLACE



favorite COLOR



favorite MUSIC



my BIRTHDAY




favorite BOOKS to read



favorite VACATION



favorite SUBJECT in school



favorite FOOD





PHONICS Crossword


A crossword puzzle grid with 10 rows and 10 columns. The grid is partially filled with illustrations: a wheel at the top, a sheep on the left, a tent on the right, a person sleeping on the right, a banana on the left, an eel in the middle, a person peeking from behind a wall at the bottom, and a bee on the left.

Word Bank:

- peek
- sheep
- peel
- wheel
- sleep
- eel
- sweep
- bee

Read and Colour
Focus sound : ee

Colour the 'ee' sound word light green and "ll" Sound word orange.



Read the passage and answer the questions by highlighting the evidence.



I see a dog

The dog is on the mat.

The dog wants to play with cat.

It has a big cap.

The dog likes to eat ham.

» *What do I see?*

1) *a bug*

2) *a dog*

3) *a rat*



» *Where is the dog?*

1) *in the box*

2) *in the tub*

3) *on the mat*



» *What does dog eat?*

1) *a bun*

2) *a ham*

3) *the jam*



आ की मात्रा लगाकर शब्द पूरे करो और
चित्र में रंग भरो।

गड़-गड़, गड़-गड़ ब दल अ य

ब दल अ य, जल भर ल य।

क ल क ल ब दल छ य


छम-छम, छम-छम जल बरस य।



चित्रों का मिलान करो
और चित्रों में रंग भरो



पहाड़



आम

नाव



गमला



बादल



माला



सही शब्द चुनिए :

कि ली दी ती डि मि रि वि टी



चि या



तित




बा श




धर



सान



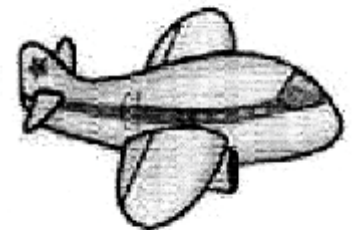
न



ठाई



सी



मान

शब्दों को षट्कर सही स्थान पर लिखिए

पानी

किताब

गिटार

तिनका

दिन

नानी

लड़की

पनीर

इ 'ि' की मात्रा

1. _____
2. _____
3. _____
4. _____

ई 'ी' की मात्रा

1. _____
2. _____
3. _____
4. _____

What Come Before



FIND MISSING LETTERS AND WRITE

1- O N E

11- E _ _ _ _ N

2- T _ _ _

12- TW _ _ _ _ _

3- T _ _ _ _ E

13- T _ _ _ _ TEEN

4- F _ _ _ R

14- FOUR _ _ _ _ _

5- _ _ _ _ E

15- FIF _ _ _ _ _

6- _ _ _ _

16- SIX _ _ _ _ _

7- S _ _ _ _ N

17- SE _ _ _ _ _ EN

8- E _ _ _ _ T

18- _ _ _ _ _ EEN

9- N _ _ _ _

19- _ _ _ _ _ TEEN

10- _ _ _ _

20- TW _ _ _ _ _

Adding Two Digit Numbers

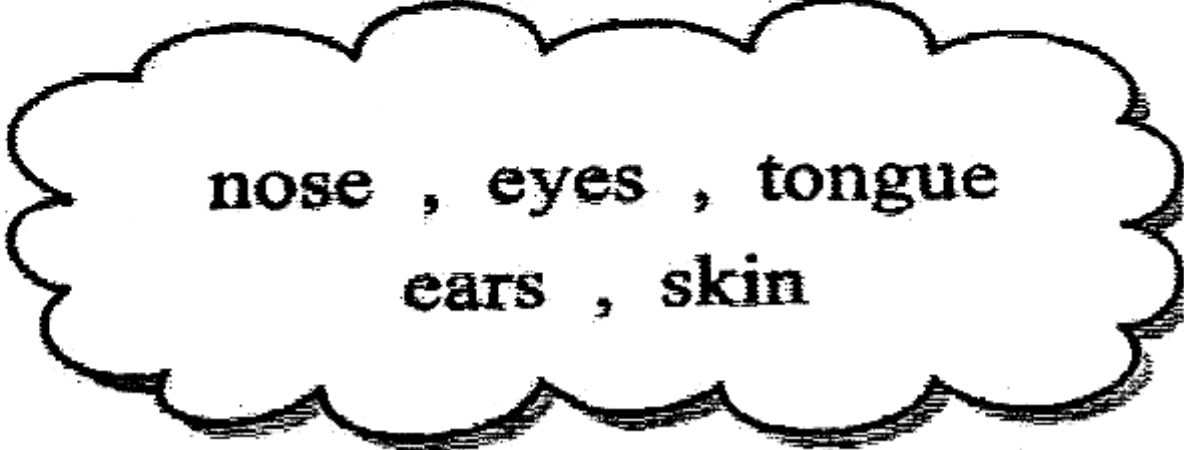
Directions : Solve the double digit addition problems below.

1. $\begin{array}{r} 34 \\ + 34 \\ \hline \end{array}$	6. $\begin{array}{r} 42 \\ + 25 \\ \hline \end{array}$	11. $\begin{array}{r} 30 \\ + 60 \\ \hline \end{array}$	16. $\begin{array}{r} 42 \\ + 33 \\ \hline \end{array}$
2. $\begin{array}{r} 26 \\ + 61 \\ \hline \end{array}$	7. $\begin{array}{r} 53 \\ + 34 \\ \hline \end{array}$	12. $\begin{array}{r} 37 \\ + 52 \\ \hline \end{array}$	17. $\begin{array}{r} 24 \\ + 65 \\ \hline \end{array}$
3. $\begin{array}{r} 31 \\ + 48 \\ \hline \end{array}$	8. $\begin{array}{r} 43 \\ + 36 \\ \hline \end{array}$	13. $\begin{array}{r} 73 \\ + 16 \\ \hline \end{array}$	18. $\begin{array}{r} 85 \\ + 14 \\ \hline \end{array}$
4. $\begin{array}{r} 50 \\ + 20 \\ \hline \end{array}$	9. $\begin{array}{r} 42 \\ + 37 \\ \hline \end{array}$	14. $\begin{array}{r} 85 \\ + 10 \\ \hline \end{array}$	19. $\begin{array}{r} 44 \\ + 21 \\ \hline \end{array}$
5. $\begin{array}{r} 22 \\ + 45 \\ \hline \end{array}$	10. $\begin{array}{r} 36 \\ + 62 \\ \hline \end{array}$	15. $\begin{array}{r} 16 \\ + 63 \\ \hline \end{array}$	20. $\begin{array}{r} 45 \\ + 12 \\ \hline \end{array}$

Body Parts

Fill in the blanks


1. I see with my _____.
2. I hear with my _____.
3. I smell with my _____.
4. I taste with my _____.
5. I touch with my _____.



nose , eyes , tongue
ears , skin

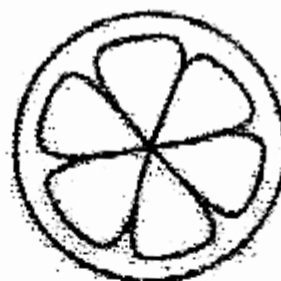


Look at the pictures on each row and choose the right sense organ.






Colour the healthy food items.

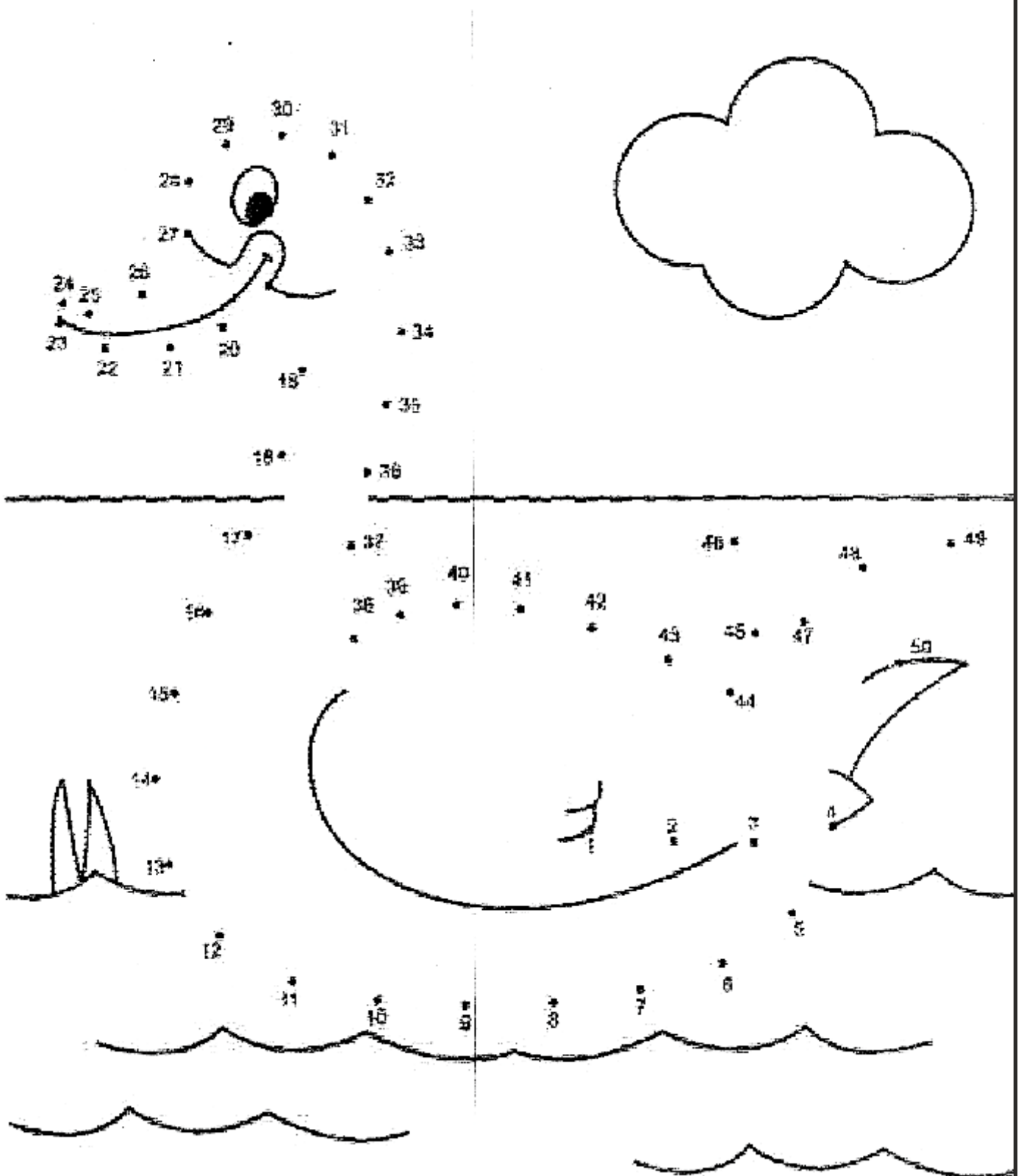


Use the colour key and paste colourful paper in the umbrella.


- | | | |
|------------|------------|------------|
| 1 - red | 5 - pink | 9 - white |
| 2 - green | 6 - orange | 10 - brown |
| 3 - black | 7 - purple | |
| 4 - yellow | 8 - blue | |



Join the numbers and colour the picture.



Color. Find and circle what begins with t.



Respected Parents

Kindly prepare your ward for upcoming activity

Show and Tell

Note :-

- 1) Begin it with self introduction.*
- 2) Should not be more than 1 minute*
- 3) Language should be English.*
- 4) Note more than 5 lines.*